

PRODUCT CODE 0028

## Royale Play

Asian Paints Royale Play is a water-based special effects paint that creates a variety of special effects on the interior walls.



### PRODUCT BENEFITS

#### Special Effects

Different types of Special effects such as Crinkle, Dapple, Weaving, Canvas, Spatula, Colorwash, ragging, sponging, combing, brushing can be created using a variety of tools on Asian Paints Royale Play Special Effects Paint.

#### Easy Application

This product has been specifically formulated such that it is easy to apply, allows the tools to move smoothly without much effort, retaining the pattern left by the tool that created it. It provides greater open time to allow the creation of the effect.

#### Sheen

It has a soft sheen that lends elegance and style to a surface.

#### Co-polymer, emulsion based, environment friendly

Asian Paints Royale Play is a co-polymer emulsion based paint for interior application. It will not run or sag on vertical surfaces. It is abrasion resistant, translucent, odourless, non-toxic, non-flammable and completely health and environment friendly.

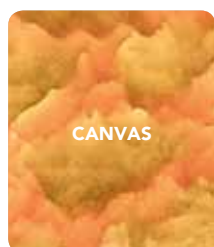
WATER BASED

LEAD FREE\* GUARANTEE

\* All Asian Paints products contain no added Lead, Mercury, Arsenic or Chromium from April 2008.

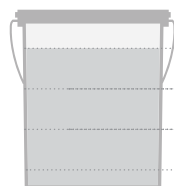
### PRODUCT FEATURES

#### FINISH



Tough Texture: Lasts long and ensures low maintenance

#### WASHABILITY



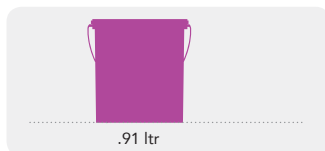
✓ BEST IN CLASS

HIGH

MEDIUM

LOW

#### AVAILABLE PACKS



#### COVERAGE

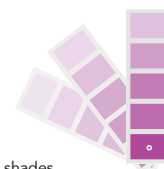
On smooth well-prepared surface by rolling followed by use of Special Effect Tools

1 COAT  
100 - 175  
sq.ft/ltr\*\*

\*\*Actual coverage may vary from the quoted coverage due to factors such as method and condition of application and surface roughness and porosity.

#### COLOURS AVAILABLE

168\*



\*Currently available in 14 effects, 12 shades per effect and 12 pastel shades.

### HOW TO APPLY

#### PRE PAINTING STEPS



**PLASTER** New masonry surfaces must be allowed to cure completely. It is recommended to allow 28 days as the curing time for new masonry surfaces.



**CLEANING** Surface should be free from any loose paint, dust or grease. Growths of fungus, algae or moss should be removed by wire brushing and water. In case of areas having excessive dampness use Asian Paints SmartCare Damp Block 2K to limit further dampness. When the underlying surface exhibits chalkiness, in spite of thorough surface cleaning, use Asian Paints TruCare Wall Primer Sealer.



**FILLING FOR CRACKS** For filling cracks up to 3mm use Asian Paints SmartCare Crack Seal.



**FILLING FOR HOLES & DENTS** In case of dents and holes use Asian Paints TruCare Acrylic Wall Putty or white cement and fine sand in the ratio 1:3

**Royale Play should not be applied on surfaces / substrates that are subjected to continuous seepage or dampness.**

#### PAINT APPLICATION PROCESS

##### APPLICATION

STEP 1  
**SANDING**  
STEP 2  
TruCare WALL PRIMER SEALER-ST/  
TruCare WALL PRIMER SEALER-WB  
BRUSH / ROLLER / SPRAY  
STEP 3  
TruCare ACRYLIC WALL PUTTY PUTTY KNIFE  
STEP 4  
**SANDING**  
STEP 5  
TruCare WALL PRIMER SEALER-ST/  
TruCare WALL PRIMER SEALER-WB  
BRUSH / ROLLER / SPRAY  
STEP 6  
**SANDING**  
STEP 7 & 8  
**BASECOAT**  
FIRST & SECOND COAT  
ROYALE LUXURY SILK EMULSION  
BRUSH / ROLLER\*\*  
STEP 9  
**TOPCOAT**  
ROYALE PLAY  
SPECIAL EFFECTS  
SPECIAL EFFECTS TOOL\*\*\*

##### CODE

##### THINNER

##### DILUTION %

##### APPLICATION VISCOSITY<sup>1</sup>

##### RECOATING PERIOD<sup>2</sup>

CODE	THINNER	DILUTION %	APPLICATION VISCOSITY <sup>1</sup>	RECOATING PERIOD <sup>2</sup>
SAND THE SURFACE WITH SAND PAPER 180 AND WIPE CLEAN				
0061 0060	THINNER T-101 OR WATER	BRUSH / ROLLER 8 - 10 SPRAY 15 - 20 80% - 100 %	BRUSH / ROLLER 30 - 40 SPRAY 20 - 25	6 - 8 HRS 4 - 6 HRS
0064	WATER	BASED ON REQUIREMENT	N/A	4 - 6 HRS
SAND THE SURFACE WITH SAND PAPER 180 AND WIPE CLEAN				
0061 0060	THINNER T-101 OR WATER	BRUSH / ROLLER 8 - 10 SPRAY 15 - 20 80% - 100 %	BRUSH / ROLLER 30 - 40 SPRAY 20 - 25	6 - 8 HRS 4 - 6 HRS
SAND THE SURFACE WITH SAND PAPER 320 AND WIPE CLEAN				
0025	WATER	BRUSH 40 - 45 SPRAY 65 - 70	BRUSH 30 - 45 SPRAY 22 - 25	3 - 4 HRS
0028	WATER	5% WATER V/V ONLY IF REQUIRED	BRUSH 300 - 500 ROLLER 300 - 500	N/A

1. Recoat period is quoted for 28° - 30°C and 60 - 65% Relative Humidity, these may vary under different conditions.

\*\* Apply a 3rd coat of Royale Luxury Silk Emulsion as Basecoat if required

\*\*\* Contractor training required

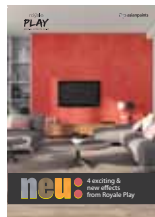
## HOW TO CHOOSE COLOURS

Browse through Asian Paints colour tools to help you find the right colour combination

ROYALE PLAY AND METALLICS  
DECOR BOOK



ROYALE PLAY  
NEU



ROYALE PLAY  
WALLFASHION



\*These shades are for reference only. Please refer to the Colour Spectra or Colour Palette for correct shade reference

## ADDITIONAL INFORMATION

### POST PAINTING CARE

For removing stains, sponge clean with a mild soap solution and wipe clean. Ensure a drying time of at least 2 weeks before cleaning.

### TECHNICAL DETAILS

- a. Drying time:** Dry to recoat 12 - 16 hours  
Surface Dry after topcoat 16 - 20 hours
- b. Sheen levels:** 12 - 22 on glass plate at 60° GH
- c. Flash point IS101/1987 Part 1, Sec 6:** Water-based, non-flammable
- d. Stability of thinned paint:** To be used within 24 hours

### PRECAUTIONS

- > Do not apply when ambient temperature is less than 10°C or if the temperature might drop to this level within 4 hrs of application.
- > Do not over-thin or over-extend the brush.
- > Tint using Asian Paints machine colourants only
- > Stir well and strain before use.
- > Tinted paints need thorough shaking immediately after tinter addition as well as before use.

### SAFETY FEATURES

- > Kindly refer to the MSDS for Asian Paints Royale Play which gives detailed information on safety measures while handling the paint, which is available on request.
- > Store the container with the lid tightly closed in an upright position, in a cool, dry place
- > Keep out of reach of children and away from eatables
- > May be harmful if swallowed. In case of ingestion seek immediate medical attention.
- > Wear eye protection during application. In case of contact with eyes, rinse immediately with plenty of water and seek medical advice.
- > In case of skin contact immediately wash skin with soap and plenty of water. Get medical attention if irritation develops or persists.
- > Do not breathe vapour or spray. It is recommended to wear suitable nose pad during sanding and surface preparation to avoid dust inhalation
- > Do not pour leftover paint down the drain or in water courses.
- > In the event of spills, contain spillage using sand or earth.
- > No added Lead, Mercury or Chromium compounds.

