



asianpaints

Strong protection
& lasting beauty
for wood and
metal surface.

apcolite



DEEP COLOUR MEETS
DAZZLING SHINE.



TRACTOR SPARC ENAMEL



HIGH-GLOSS



AFFORDABLE
ENAMEL



850+ SHADES
AVAILABLE

Greens, Blues & Reds



Pista ■ 0292



Satin Blue ■ 0124



Candy 0478



Cascade Green ■ 2370



Wild Lilac ■ 0712



Pale Rose ■▲ 0421



Aquamarine ■▲ 0202



Sky Blue ■▲● 0125



Dawn Glow ■ 0562



Mint Green ■ 0253



Wild Purple ■● 0718



Deep Orange ■▲ 0506



Bus Green ■▲ 0209



Phirozi ■▲● 0121



Signal Red ■ 0520



Dark Green ■ 0212



Oxford Blue ■▲● 0119



P.O Red ■▲● 0518

■ Factory made shade of Apcolite Premium Enamel. ▲ Factory made shades of Apcolite Advanced PU Enamel. ● Factory made shade of Apcolite Rust Shield PU Enamel. #All shades shown are only approximate matches.

**TOUGH ON RUST,
FLAWLESS IN FINISH.**



APCOLITE RUST SHIELD PU ENAMEL



**NO PRIMER
REQUIRED**



**QUICK
DRYING**



**1350+ SHADES
AVAILABLE**


**4 YEARS
WARRANTY***

*Conditions apply. Please refer to the product warranty guide for conditions and information on the warranty or visit www.asianpaints.com

Yellows, Greys & Beiges



Off White ■ 0905



Blue Bell White ■ 0J32



Sandal Wood 0485



Royal Ivory ■● 0331



Mushroom 0422



Raw Silk ■ 0351



Pale Cream ■ 0328



Nickel Grey 6126



Suede 0N01



Golden Yellow ■▲● 0313



Light Grey 6118



Dawn ■● 0469



Lemon Yellow ■ 0317



Smoke Grey ■▲● 6134



Brandy ■▲ 0N45



Mid Buff ■▲● 0324



A.D Grey ■ 0601



Sandstone ■▲ 0333

■ Factory made shade of Apcolite Premium Enamel. ▲ Factory made shades of Apcolite Advanced PU Enamel. ● Factory made shade of Apcolite Rust Shield PU Enamel. #All shades shown are only approximate matches.

**HIGH-GLOSS BRILLIANCE,
BUILT TO LAST.**



APCOLITE ADVANCED PU ENAMEL



HIGH-GLOSS



NON-YELLOWING



**1550+ SHADES
AVAILABLE**

**3 YEARS
WARRANTY***

*Conditions apply. Please refer to the product warranty guide for conditions and information on the warranty or visit www.asianpaints.com

Browns Apcolite Premium Gloss Enamel



Leaf Brown ■ 0415



Golden Brown ■▲● 0413



Bay Brown ■ 4255



Teak Brown ■ 4244



Imperial Crimson ■ 0510



Deep Mahogany ■ 4284



Mercedes Red ■ 0514



Brown ■▲● 0403



Special Truck Brown 4293

Browns Apcolite Premium Satin Enamel



Special Teak ■ 4289



Timber Golden Brown ■ 4290



Timber Brown ■ 4264



Rich Rosewood ■ 4291



Mahogany ■ 0R05



Teakwood ■ 4292



Satin Brown ■ 4254



Walnut Brown ■ 4265



NutBrown - N 0419

■ Factory made shade of Apcolite Premium Enamel. ▲ Factory made shades of Apcolite Advanced PU Enamel. ● Factory made shade of Apcolite Rust Shield PU Enamel. #All shades shown are only approximate matches.

**SOFT SHEEN,
STRONG PROTECTION.**



APCOLITE SATIN PREMIUM ENAMEL



**SOFT-SHEEN
FINISH**



**ANTI-FUNGAL
SHIELD**




**1580+ SHADES
AVAILABLE**


**2 YEARS
WARRANTY***

*Conditions apply. Please refer to the product warranty guide for conditions and information on the warranty or visit www.asianpaints.com


Beiges, Greys, Yellows & Oranges




Morning Glory 0765



Natural Linen L132




Victorian Whisp 0N68




Sugared Nut L126




Cream 0307



Old Lace 0950



Pebble White L136



Summer Sprinkle 7923



Antique White 0940



Silver Grey 0615



Tons of Sun 7895



Canyon Sun 7983



Metallic Grey 8296



Lemon Ole X105



String of Beads 7998



Dusk Cloud 8287



Empire Yellow 7918



Coral Radiance 2015

SHINE THAT STANDS
THE TEST OF TIME.



APCOLITE PREMIUM GLOSS ENAMEL



HIGH COVERAGE



1760+ SHADES
AVAILABLE




SUPERIOR HIDING

2 YEARS
WARRANTY*


*Conditions apply. Please refer to the product warranty guide for conditions and information on the warranty or visit www.asianpaints.com

Reds, Blues & Greens




Twilight Hush

0944



Aqua Hint

L114



Lemon Grass

7747



Palace Lights - N

0N17



Classic

1243



Misty Spring

7658



Pink Dollop

8098



New Day

7410



Exotic Spa

9298



Pink Linen

8056



Blue Curacao

7360



Harvest Season

7767



Petal Pink

8119



Blue Glory

7247



Lemonade

7830



Wild Berry

8110



Lost Blue

9182




Sporting Green

7741

Apcolite Advanced PU Enamel is also available in Black 0801 and White 0908. Apcolite Premium Gloss Enamel is also available in Black 0801, Brilliant White 0912 and Blazing White OW06. Apcolite Premium Satin Enamel is also available in Black-N 1101 and White 0908.

Reds, Blues & Greens




Sparc White B219



Chassis Red 0522



Golden Yellow 0313



Super White 0929



Golden Brown 0413



Deep Orange 0506



Smoke Grey 0616



New Olive Green 0249



P.O. Red 0518



Ad Grey 0601



Roof Green 2599



Sky Blue 0125



Brown 0403



Mint Green 0253



Phirozi 0121



Black 0801



Bus Green 0209



Oxford Blue 0119

Apcolite Advanced PU Enamel is also available in Black 0801 and White 0908. Apcolite Premium Gloss Enamel is also available in Black 0801, Brilliant White 0912 and Blazing White OW06. Apcolite Premium Satin Enamel is also available in Black-N 1101 and White 0908.

Whites and Metallics



Gold

P 8383 C



Silver

P 877 C



Blazing White ■ ●

OW06



Brilliant white ■ ●

0912

Finishes

Hi Gloss PU Finish



Gloss Finish



Satin Finish



■ Factory made shade of Apcolite Premium Enamel. ● Factory made shade of Apcolite Rust Shield PU Enamel.

#All shades shown are only approximate matches.

Apcolite Advanced PU Enamel is also available in Black 0801 and White 0908. Apcolite Premium Gloss Enamel is also available in Black 0801, Brilliant White 0912 and Blazing White OW06. Apcolite Premium Satin Enamel is also available in Black-N 1101 and White 0908.

GET STARTED WITH YOUR PAINTING



CLEANING



FILLING
CRACKS



PUTTY



PRIMER



TOP COAT

SURFACE PREPARATION

Sand the surface with TruStar Sanding Paper 180 to remove loose particles, paint, dust/grease and cracked or flaked paint. Wipe it clean.

PRIMER

Apply a first coat of primer depending on the surface.

For wooden surfaces, use Asian Paints TruCare Anti Termite Wood Primer. For mild-steel surfaces, use Asian Paints TruCare Yellow Metal PU Primer or Asian Paints TruCare Red Oxide Metal Primer. For wall surfaces, use Asian Paints TruCare Interior Wall Primer ST. For Aluminium and galvanized iron surfaces, use etch primer or Asian Paints TruCare Yellow Metal Primer. Allow drying for 6-8 hours.”



• PUTTY

Smoothen the surface by filling dents with thin coats of putty. For walls & wooden surfaces, use Asian Paints TruCare Acrylic Wall Putty. For metal surfaces, use Asian Paints TruCare Knifing Paste Filler. Allow drying for 6-8 hours. Sand with TruStar Sanding Paper 180 and wipe it clean.

• PRIMER

Apply another coat of primer. Allow drying for 6-8 hours. Sand with TruStar Sanding Paper 320 and wipe it clean.

• TOPCOAT

Mix the paint thoroughly before use. Thin a litre of Apcolite Premium Gloss Enamel with 80-100ml of WoodTech General Purpose Thinner. Apply 2 coats with an interval of 8 hours between successive coats.

