

PRODUCT CODE 1068, 1069, 1070, 1071, 1077, 4155, 4156, 4157, 5439

WoodTech Emporio PU Clear

Asian Paints WoodTech Emporio PU Clear is an acrylic based clear coating, which offers excellent weather resistance, light-fastness and UV protection.

PRODUCT BENEFITS

Quick Drying

Complete your painting in half time as required for a regular PU.

Protection

Asian Paints WoodTech Emporio PU has the best scratch, stain and heat resistance in the PU finishes category.

Clarity of Image

Asian Paints WoodTech Emporio PU has high clarity of image, leading to a reflection similar to that seen in a mirror.

Hardness

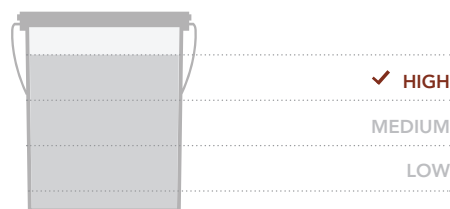
Asian Paints WoodTech Emporio PU has the highest film hardness, making this product very durable.



SOLVENT BASED

PRODUCT FEATURES

DURABILITY



COVERAGE

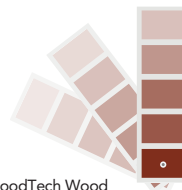
On smooth sanded wooden surface by Spraying



**Actual coverage may vary from the quoted coverage due to factors such as method and condition of application and surface roughness and porosity.


COLOURS AVAILABLE

Clear*



Range of 9 attractive Translucent WoodTech Wood Stains for Interiors & 6 Attractive WoodTech Wood Stains for Exteriors available to add/change colour.

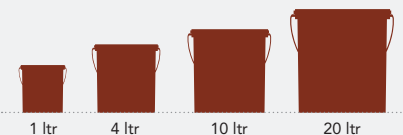
FINISH



✓ SMOOTH

Refer to sheen levels in technical details

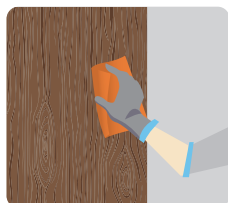
AVAILABLE PACKS



WoodTech Emporio PU Clear Sealer (1069) – 4 Ltrs. & 20 Ltrs.
WoodTech Emporio PU Clear Matt (1070) – 4 Ltrs. & 20 Ltrs.
Hardener- Emporio PU Clear Sealer & Matt (1068) – 2 Ltrs. & 10 Ltrs.
WoodTech Emporio PU Clear Glossy (1071) – 2 Ltrs. & 10 Ltrs.
Hardener-Emporio PU Clear Glossy (1077) – 2 Ltrs. & 10 Ltrs.
WoodTech Emporio PU Clear Sealer Kit (4155) – 1 Ltr. Nett.
WoodTech Emporio PU Clear Matt Kit (4156) – 1 Ltr. Nett.
WoodTech Emporio PU Clear Glossy Kit (4157) – 1 Ltr. & 4 Ltrs. Nett.
WoodTech Emporio PU Clear 50 Gloss (5439) – 1 Ltr. (Kit), 4 Ltrs. & 20 Ltrs.

HOW TO APPLY

PRE PAINTING STEPS




SANDING Sand the wooden surface along the grains using sand paper no. 180, and then 320 or 400. Wipe surface to clean off loose dust particles.

INSULATING (Optional) Apply 1-2 coats of WoodTech Epoxy Insulator to Insulate from Oil & resin from the wood.



DENT FILLING: If the surface has dents, apply WoodTech Filler with a putty knife over the dented area.

STAINING: To colour, Apply WoodTech Wood Stains for Interiors or WoodTech Wood Stains for Exteriors by Ragging. Allow to dry for 30 to 120 minutes.



PAINT APPLICATION PROCESS

APPLICATION	CODE	THINNER	DILUTION %	APPLICATION VISCOSITY	RECOATING PERIOD
STEP 1 WOODTECH EMPORIO PU CLEAR SEALER FIRST COAT SPRAY STEP 2 SANDING	1069 + 1068 IN 2:1	WOODTECH PU THINNER (1532 / 5442)	SPRAY 15 - 30	SPRAY 15 - 20	3 - 4 HRS (SHOULD NOT EXCEED 72 HOURS)
SAND THE SURFACE WITH SAND PAPER 320 OR 400 AND WIPE CLEAN					
STEP 3 WOODTECH EMPORIO PU CLEAR SEALER SECOND COAT SPRAY STEP 4 SANDING	1069 + 1068 IN 2:1	WOODTECH PU THINNER (1532 / 5442)	SPRAY 15 - 30	SPRAY 14 - 17	3 - 4 HRS (SHOULD NOT EXCEED 72 HOURS)
SAND THE SURFACE WITH EMERY PAPER 320 OR 400 AND WIPE CLEAN (APPLY 3RD COAT IF REQUIRED) BEFORE TOP COAT APPLICATION, SAND WITH EMERY PAPER 320 OR 400 AND WIPE CLEAN.					
STEP 5 WOODTECH EMPORIO PU CLEAR MATT / 50 GLOSS / GLOSSY FIRST COAT STEP 6 SANDING	1070+1068 IN 2:1 (MATT)/ 5439+1068 IN 2:1 (50 GLOSS)/ 1071+1077 IN 1:1 (GLOSSY)	WOODTECH PU THINNER (1532 / 5442)	SPRAY 15 - 30 (MATT & 50 GLOSSY) 10 - 20 (GLOSSY)	SPRAY 14 - 17	3 - 4 HRS (SHOULD NOT EXCEED 72 HOURS)
SAND THE SURFACE WITH SAND PAPER 320 OR 400 AND WIPE CLEAN					
STEP 7 WOODTECH EMPORIO PU CLEAR MATT / 50 GLOSS / GLOSSY SECOND COAT	1070+1068 IN 2:1 (MATT)/ 5439+1068 IN 2:1 (50 GLOSS)/ 1071+1077 IN 1:1 (GLOSSY)	WOODTECH PU THINNER (1532 / 5442)	SPRAY 15 - 30 (MATT & 50 GLOSSY) 10 - 20 (GLOSSY)	SPRAY 14 - 17	3 - 4 HRS (SHOULD NOT EXCEED 72 HOURS)

Note: 1. WoodTech Emporio PU base should be thoroughly stirred and mixed with WoodTech Emporio PU hardener and thinner in the specified mixing ratio.
2. WoodTech Emporio PU Clear must not be polluted with oil, varnish or the like and must not be sanded with steel wool between coats.
3. The base and the hardener must be consumed within

one week of opening the base and hardener containers, the containers should be tightly closed after use as the contents are sensitive to moisture.
4. If the coating gets physically damaged (cuts and dents) due to impact of sharp objects or any other means, after application or in normal usage, then the damaged surface must be repaired by application of fresh coats of

WoodTech Emporio PU Clear on the specific area.
5. WoodTech Wood Stains should not be mixed with WoodTech Emporio PU Clear.
7. Recoat period is quoted for 30°C and 75% relative humidity, these may vary under different conditions.
8. Spraying air pressure 2.2 to 2.8 Kgs/sq.cm.
9. Viscosity as measured through a Ford cup B4 at 30°C.


HOW TO CHOOSE COLOURS

Browse through Asian Paints colour tools to help you find the right colour combination

WOODTECH WOODSTAIN FOR
INTERIOR FANDECK



WOODTECH WOOD STAIN
SHADE CARD



WOODTECH CLEAR FOLDER



WOODTECH AQUADUR
WOOD STAIN SHADE CARD



The final shade will vary on the basis of the color of the veneer, no of coats applied and dilution of the wood stains.

ADDITIONAL INFORMATION

POST PAINTING CARE

For removing stains on tiles and metal surfaces, apply NC Thinner on the surface and wipe clean.

If stains are difficult to remove, scrapping can be done after applying NC thinner on the stained area.

Precautions need to be taken while spraying/brushing, like masking of adjoining areas with suitable material, as the stains may be difficult to remove if present on wood or coated wooden and wall surfaces.

TECHNICAL DETAILS

a. Drying time: Surface dry time

40 minutes Tack Free time 3 hours.

b. Gloss levels: Gloss levels: 95% minimum (Glossy) on coated Wooden Panel at 60 Gloss Head & 22-27 % (Matt) on coated Wooden Panel at 60 Gloss Head.

c. Flash point IS101/1987 Part 1, Sec 6: Above [Matt {1070} 23C (73.4 F) Glossy {1071} 9C(48.2F)

d. Stability of thinned paint: To be used within 3 hours.

e. Shelf Life: 24 months for base and 18 months for hardener and kits from date of manufacture in original tightly closed container away from direct sunlight and extensive heat.

PRECAUTIONS

- > For optimum performance, Asian Paints WoodTech Emporio PU Clear must be applied at a temperature between 20°C and 40°C and humidity not above 75%.
- > Do not over-thin and mix according to recommended ratios.
- > Stir well and strain before use.

SAFETY FEATURES

- > Kindly refer to the MSDS for Asian Paints WoodTech Emporio PU Clear, which gives detailed information on safety measures while handling the paint.
- > Store the product at ambient conditions in well ventilated locations and away from source of ignition and fire.
- > Use protective equipment like rubber/polythene gloves, safety goggles/glasses, face mask while handling the paint.
- > Avoid eye and skin contact. In both cases wash with soap and plenty of water. Get medical attention if irritation develops or persists.
- > Do not inhale or ingest. In case of inhalation move to fresh air and seek medical attention if symptoms persist in both cases.
- > Dispose in land filling. Do not dispose in any drain and landfill.
- > No added Lead, Mercury or Chromium compounds.