Finishes for Exterior Walls

PRODUCT CODE 5759

Ace Shyne

Asian Paints Ace Shyne is a water-based exterior emulsion that imparts a hi-sheen finish to exterior walls. It is suitable for dry to moderately humid climatic conditions.



WATER BASED

asianpaints

LEAD FREE*GUARANTEE

* All Asian Paints products contain no added Lead, Mercury, Arsenic or Chromium from April 2008.

PRODUCT BENEFITS

Better Performance
Ace Shyne offers excellent resistance to chalking, cracking and weathering in comparison to cement paint. Its modified acrylic binder ensures that paint stays on your wall longer than cement paint.

Sheen Finish
Ace Shyne provides a best-in-class sheen finish that imparts a superior rich look to your home's exterior walls.

Anti-Damp Technology*
Ace Shyne comes with Anti-Damp technology ensuring a clean surface free from water marks.

Clean Shades
Ace Shyne gives neat and clean shades that do not fade and last longer than cement paint shades. It is available in 1050+ attractive shades.

Performance Warranty
Ace Shyne comes with a comprehensive 4-year performance warranty, attributed to its best-in-class film integrity and lower moisture absorption by virtue of its water resistance technology.

PRODUCT FEATURES

SHEEN



✔BEST IN CLASS*

HIGH

MEDIUM

LOW

*In comparison to Ace

COLOURS AVAILABLE

1050+*

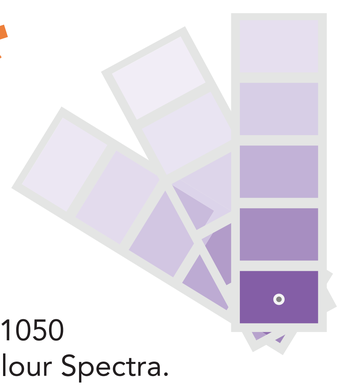

*Currently available in more than 1050 shades as per the Asian Paints Colour Spectra.

COVERAGE

On normal masonry surface by brushing



1 COAT

100 - 120 sq.ft/ltr**



2 COATS

50 - 60 sq.ft/ltr**

**Actual coverage may vary depending on method and condition of application, surface roughness and porosity.

SUPERIOR FILM INTEGRITY



✔BEST IN CLASS*

HIGH

MEDIUM

LOW

*Better than Cement Based Paint

AVAILABLE PACKS

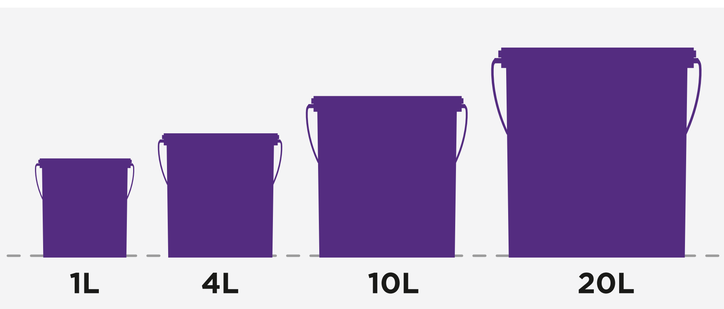

Shelf life: 5 years from date of manufacture in original tightly closed containers, away from direct sunlight and excessive heat.

HOW TO APPLY

PRE-PAINTING STEPS



PLASTER New masonry surfaces must be allowed to cure completely. It is recommended to allow 28 days as the curing time for new masonry surfaces.



CLEANING Surface should be free from any loose paint, dust or grease. Growths of fungus, algae or moss should be removed by wire brushing and water. When the underlying surface exhibits chalkiness, in spite of thorough surface cleaning, use Asian Paints Smart Care Primero.

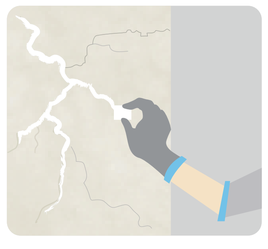

FILLING FOR CRACKS For filling cracks upto 3mm use Asian Paints SmartCare Crack Seal.



FILLING FOR HOLES & DENTST In case of dents and holes use Asian Paints TruCare Wall Putty or white cement and fine sand in the ratio 1:3.

For exterior surfaces or substrates that are subjected to continuous seepage or dampness, kindly use Asian Paints SmartCare DampProof, before the top coat application.

PAINT APPLICATION PROCESS

APPLICATION	PRODUCT CODE	THINNER	DILUTION % (BY VOLUME)	APPLICATION[1] VISCOSITY (SEC)	RECOATING[2] PERIOD (HOURS)
STEP 1 ASIAN PAINTS TRUCARE WALL PUTTY (OPTIONAL)	0079	WATER	BASED ON REQUIREMENT TO FORM PASTE	PASTE FORM	4 HRS
STEP 2 TRUCARE EXTERIOR WALL PRIMER BRUSH/ROLLER / SPRAY	0065	WATER	BRUSH 90 - 110 ROLLER 90 - 110 SPRAY 40 - 45	BRUSH 15 - 18 SPRAY 33	4 HRS
HORIZONTAL SURFACES SUCH AS TOPS OF WINDOWS AND LEDGES SHOULD BE PAINTED WITH 3 COATS OF ACE SHYNE FOR GREATER PROTECTION.					
APPLICATION OF PRIMER IS MANDATORY.					
STEP 3 FIRST COAT ACE SHYNE EXTERIOR EMULSION BRUSH / ROLLER / SPRAY	5759	WATER	BRUSH 75 ROLLER 75 SPRAY 75	BRUSH 20 - 25 SPRAY 20 - 25	4 - 6 HRS
STEP 4 SECOND COAT ACE SHYNE EXTERIOR EMULSION BRUSH/ROLLER / SPRAY	5759	WATER	BRUSH 75 ROLLER MAX 75 SPRAY 75	BRUSH 20 - 25 SPRAY 20 - 25	4 - 6 HRS

1. AS MEASURED THROUGH A FORD CUP.
2. RECOAT PERIOD IS QUOTED FOR 25°C AND 50% RELATIVE HUMIDITY, THESE MAY VARY UNDER DIFFERENT CONDITIONS.
3. SOME SHADES MAY REQUIRE 3 COATS FOR PROPER HIDING.

Finishes for Exterior Walls

HOW TO CHOOSE COLOURS

Browse through Asian Paints colour tools to help you find the right colour combination

COLOUR COSMOS*



ACE AND APEX SHADE CARD



*These shades are for reference only. Please refer to the Colour Cosmos or colour palette for correct shade reference





FORESITE SERVICE

Choosing the right combination of shades for your home can be difficult. At such times, you could do with some professional help. Asian Paints Foresite provides you with prints for your home in 3 colour combinations, as selected by you. Visit an Asian Paints Colour World retail store which offers this service, and furnish a digital photograph (resolution 300-dpi or more) to the dealer.

ADDITIONAL INFORMATION

POST-PAINTING CARE

For the best performance of the paint, ensure proper washing and cleaning of all algal and fungal growth, if any, at regular intervals of six months.

TECHNICAL DETAILS

Drying time: Surface dry - 30 minutes
Sheen levels: 3–6 at 60°GH
Flash point: IS101/1987 Part 1, Sec 6 - NA
Stability of thinned paint: To be used within 24 hours

PRECAUTIONS

- Do not apply when ambient temperature is less than 10°C or if the temperature might drop to this level within 4 hours of application.
- Do not over-thin or over-extend the brush.
- Tint using Asian Paints machine colourants only.
- Stir well and strain before use.
- Tinted paints need thorough shaking immediately after tinter addition as well as before use.
- Paints will not cover existing cracks, proper care to be taken to ensure the cracks are filled first and then the top coat is applied.
- For surfaces with heavy algal infestation, proper cleaning followed by application of Bio Block is mandated.
- Primer coat or only one coat of top coat should not be left exposed in monsoon. Complete application before monsoon is to be ensured.
- Specially in pre-monsoon season, horizontal surface to be coated first and then the vertical surface. This will help reduce the streak marks of algal growth if any.
- For best performance ensure that the surface is dry. On moisture meter it should be under the green zone. In case it is in the Red zone find out the source of water and address the issue before painting.
- pH of wall to be below 12, if more than that then use of SmartCare Primero is recommended.
- Thinned paint should be consumed within 24 hours of dilution. Accordingly it is recommended to thin down only necessary amount of paint. Post 24 hours, thinned paint maybe susceptible to microbial attack.

SAFETY FEATURES

- Kindly refer to the MSDS for Asian Paints Ace Shyne which gives detailed information on safety measures while handling the paint, which is available on request.
- Store the container with the lid tightly closed in an upright position, in a cool, dry place
- Keep out of reach of children and away from eatables.
- May be harmful if swallowed. In case of ingestion seek immediate medical attention.
- Wear eye protection during application. In case of contact with eyes, rinse immediately with plenty of water and seek medical advice.
- In case of skin contact immediately wash skin with soap and plenty of water. Get medical attention if irritation develops or persists.
- Do not breathe vapour or spray.It is recommended to wear suitable nose pad during sanding and surface preparation to avoid dust inhalation.
- Do not pour leftover paint down the drain or in water courses.
- In the event of spills, contain spillage using sand or earth.
- No added Lead, Mercury or Chromium compounds.

VN05/10/2018

Version No. VN05/10/2018. Please note that this datasheet supersedes all previous versions
For Feedback/complaints, write to Marketing Manager Services, Asian Paints Limited, 6A, Shantinagar, Santacruz (E), Mumbai 400 055, India.