

PRODUCT CODE 5449

Royale Play Protective Coat

Asian Paints Royale Play Protective Coat is a Clear Finish for Interior Walls.



PRODUCT BENEFITS

Stain resistance

Royale PLAY Protective Coat when applied as top coat enhances stain resistance of Royale PLAY textured surfaces

Easy Application

This product has been specifically formulated such that it is easy to apply, allows the tools to move smoothly without much effort

Sheen

It has a matte finish

Environment friendly

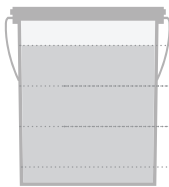
Asian Paints Royale Play Protective Coat, is a water based paint for interior application. It is non-flammable and fully respects people's health and environment



* All Asian Paints products contain no added Lead, Mercury, Arsenic or Chromium from April 2008.

PRODUCT FEATURES

WASHABILITY



✓ EXCELLENT

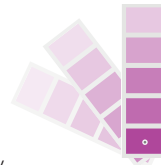
HIGH

MEDIUM

LOW

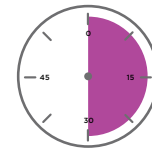
COLOURS AVAILABLE

Clear*



Please note: Asian Paints Royale Play Protective Coat is a Clear Finish for Interior Walls

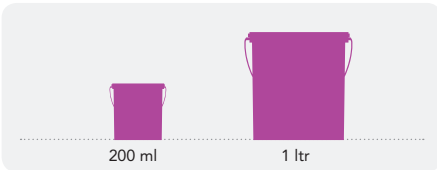
DRYING TIME



4 - 6 HRS
First Coat

8 - 10 HRS
Second Top Coat

AVAILABLE PACKS



200 ml

1 Ltr

Shelf life: 2 years from date of manufacture in original tightly closed containers away from direct sunlight and excessive heat.

FINISH



✓ CLEAR

Refer to sheen levels in technical details

COVERAGE

On smooth primed masonry surface




1 COAT

400 sq.ft/ltr**

**Actual coverage may vary from the quoted coverage due to factors such as method and condition of application and surface roughness and porosity.

HOW TO APPLY

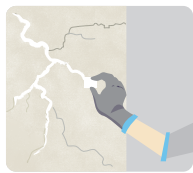
PRE PAINTING STEPS




PLASTER New masonry surfaces must be allowed to cure completely. It is recommended to allow 28 days as the curing time for new masonry surfaces.



CLEANING Surface should be free from any loose paint, dust or grease. Growths of fungus, algae or moss should be removed by wire brushing and water. In case of areas having excessive dampness use Asian Paints SmartCare Damp Block to limit further dampness. When the underlying surface exhibits chalkiness, in spite of thorough surface cleaning, use Asian Paints SmartCare Exterior Sealer.



FILLING FOR CRACKS For filling cracks up to 3mm use Asian Paints SmartCare Crack Seal.



FILLING FOR HOLES & DENTS Use Asian Paints Acrylic Wall Putty or white cement and fine sand in the ratio 1:3.

Apply Royale Play Finishes as per their recommended procedure; Play Finishes should not be applied on surfaces / substrates that are subjected to continuous seepage or dampness.

PAINT APPLICATION PROCESS

APPLICATION	CODE	THINNER	DILUTION %	APPLICATION VISCOSITY ¹	RECOATING PERIOD ²
STEP 1 SANDING SAND THE SURFACE WITH SAND PAPER 180 AND WIPE CLEAN					
0359 0360	DECOPRIME CEMENT PRIMER (ST) / DECOPRIME CEMENT PRIMER (WT)	MTO* OR WATER	BRUSH / ROLLER 8 - 10 SPRAY 15 - 20 80% - 100 %	BRUSH / ROLLER 30 - 40 SPRAY 20 - 25	6 - 8 HRS 4 - 6 HRS
1354	ACRYLIC WALL PUTTY	WATER	BASED ON REQUIREMENT	SUPPLY CONSISTENCY	4 - 6 HRS
STEP 4 SANDING SAND THE SURFACE WITH SAND PAPER 180 AND WIPE CLEAN					
0359 0360	DECOPRIME CEMENT PRIMER (ST) / DECOPRIME CEMENT PRIMER (WT)	MTO* OR WATER	BRUSH / ROLLER 8 - 10 SPRAY 15 - 20 80% - 100 %	BRUSH / ROLLER 30 - 40 SPRAY 20 - 25	6 - 8 HRS 4 - 6 HRS
STEP 6 SANDING SAND THE SURFACE WITH SAND PAPER 320 AND WIPE CLEAN					
NA	**ROYALE PLAY FINISHES AS RECOMMENDED	WATER	DILUTE AS RECOMMENDED	NA	AS REQUIRED
5449	**APPLY FIRST COAT OF ROYALE PLAY PROTECTIVE COAT	WATER	DILUTE 200% BY WATER	NA	4 - 6 HRS
5449	**APPLY SECOND COAT OF ROYALE PLAY PROTECTIVE COAT	WATER	DILUTE 200% BY WATER	NA	8 - 10 HRS

1. As measured through a Ford cup. 2. Recoat period is quoted for 28° - 30°C and 60 - 65% Relative Humidity, these may vary under different conditions.
* Mineral Turpentine Oil ** Contractor training required

ADDITIONAL INFORMATION

POST PAINTING CARE

For removing stains, moist the surface with detergent solution and then wipe clean with cloth wetted with the same detergent solution. Ensure the paint is dried for at least 2 weeks before any cleaning.

TECHNICAL DETAILS

a. Flash point IS101/1987 Part 1, Sec 6:

Water-based, non-flammable

b. Stability of thinned paint: Stable for 24 hours

PRECAUTIONS

- Do not apply when ambient temperature is less than 10°C or if the temperature might drop to this level within 4 hrs of application.
- Do not over-thin or over-extend the brush.
- Tint using Asian Paints machine colourants only.
- Stir well and strain before use.
- Tinted paint needs thorough shaking immediately after tinter addition.

SAFETY FEATURES

- Kindly refer to the MSDS for Asian Paints Royale Play Protective Coat, which gives detailed information on safety measures while handling the paint, which is available on request.
- Store the container with the lid tightly closed in an upright position, in a cool, dry place.
- Keep out of reach of children and away from eatables.
- May be harmful if swallowed. In case of ingestion seek immediate medical attention.
- Wear eye protection during application. In case of contact with eyes, rinse immediately with plenty of water and seek medical advice.
- In case of skin contact immediately wash skin with soap and plenty of water. Get medical attention if irritation develops or persists.
- Do not pour leftover paint down the drain or in water courses.
- In the event of spills, contain spillage using sand or earth.
- No added Lead, Mercury or Chromium compounds.