

röyale Book of Colours

A SHADE GUIDE FOR INTERIORS



röyale
Book of Colours

by  asianpaints

**Colour of
the Year 2023**

Silver Escapade M604

The Colour of the Year, Silver Escapade (M604), is an interaction in time, a chronicle of the past and a beacon of things to come. The iterative silver is evocative of a travelling mind, that's going forward through our virtual and physical worlds, informed by the magical stories of our childhoods, a brighter present and a future that will consciously be created by us. The infinite, illusory colour has the intimacy of a dream, beyond the light and dark, when deep in our minds we can have adventures and experiences that are almost impossible in real life. Silver is the colour of time, we are the time travellers, passing through a portal of memories and dreams to a future that is open, mesmerising and within our grasp.

Royale Book of Colours

A GUIDE TO COLOUR AND SPACE

Colour. Texture. Finish. Mood. There's more to a space than the perfect shade—and we'll help you discover that as well from our range of luxury emulsion paints.

Enjoy depth of colour, flawless coverage and perfect surfaces for years to come with Asian Paints Royale. The only emulsion in India with a Teflon™ Surface Protector, it shields walls from tough stains and harmful bacteria. Your home is your safe space, and we keep it so for your loved ones with low VOC, non-toxic, lead-free and odourless paints.


Create a space that bears your signature, with a little inspiration from the Royale Book of Colours.


Disclaimer:

The shades shown in the book are indicative only. Please refer to Asian Paints Colour Cosmos for exact shade reference. For texture, please ask to see a physical swatch sample or a texture patch on the wall for a more accurate colour reference. Textures, especially metallics, may appear different in variable light conditions.

Table of Contents

THREE THEMES. UNLIMITED WALL COLOUR INSPIRATION

<p>Designer Palette</p> <p>Page 08</p> <p>SHVET</p>	
--	--

<p>Designer Palette</p> <p>Page 26</p> <p>SABYASACHI</p>	
---	---

<p>Theme One</p> <p>Page 40</p> <p>CLASSIC CURRENT</p>	
---	--

<p>Theme Two</p> <p>Page 64</p> <p>INDIAN CONTEMPORARE</p>	
---	---

<p>Theme Three</p> <p>Page 88</p> <p>ECLECTIC CHIC</p>	
---	--

<p>Other Information</p> <p>PAINTS, PRODUCTS AND PAINTING TIPS</p>	<p>Page 112</p>
---	-----------------



Royale Designer Palette:

SHVET | श्वेत

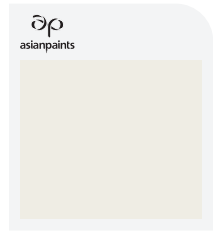
HERITAGE OF INDIAN WHITES & IVORIES

In India, white isn't just a colour. It's many colours in one. It's history and culture blended seamlessly. Each hue a chapter of a different era. Of Sights. Smells. Sweets. Savories. Tangible in its uniqueness.

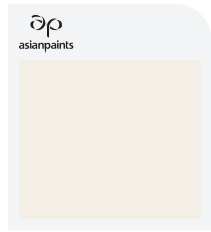
SHVET

Pure Whites

White, the purest of colours, distilled down to its Indian essence. Drawing inspiration from the whites of Namak, Mogra, Malabar White, White Peacock, and others. All eager to infuse their Indian Heritage into the spaces they enter.




SV01
Namak



SV02
Muziris




SV03
Mogra




SV04
Malabar White



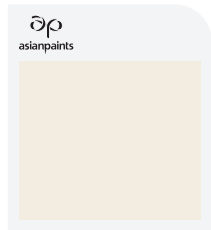
SV05
White Peacock



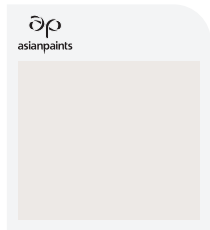
SV06
Himalaya



SV07
Sondesh



SV08
Airavat




SV09
Chandani



SV04
Malabar White





SV02
Muziris




SV03
Mogra

SHVET

Ivories and Creams

Ivories and creams, born of hereditary opulence and history. Taj White, Raag Multani, Jal Mahal, Ellora, Madurai Jasmine and so many more, bring with them the royal Indian touch to uplift spaces.




asianpaints

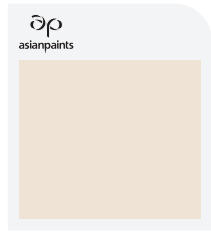
SV11 Kagaz

SHVET

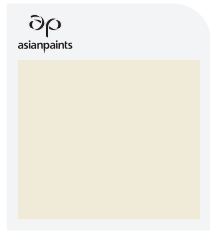
Ivories and Creams




SV19
Muga Silk



SV20
Madhurai Jasmine



SV21
Raatrani




SV22
Resham



SV23
Raag Multani



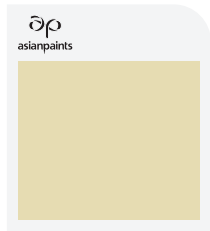
SV24
Kapas




SV25
Harappa




SV26
Gurer



SV27
Tussar



SHVET



SV19
Muga Silk



SV27
Tussar

SHVET

Neutrals and Pastels

Neutrals and pastels. Restrained. Understated. Yet bursting with glory. Ajanta, Resham Baug, Akhbaar, Haveli, White Fort, an endless sea of inspiration. Each of them enters a space to bring about quiet power, pride and inspiration.



SV28
Nilofer



SV29
Oudh



SV30
Rani ki Vav



SV31
Jharokha




SV32
Resham Baug



SV33
Khaddar



SV34
Badami Caves



SV35
Ajanta



SV36
Sanchi Stupa



SV30
Rani ki Vav

SHVET

Neutrals and Pastels



SV37
Akhbaar




SV38
Pista Burfi



SV39
White Fort



SV40
Gompa




SV41
Cardamom Hills




SV42
Haveli




SV43
Hawa Mahal




SV44
Mridangam



SV45
Rajwada



SV38
Pista Burfi



SV32
Resham Baug



Royale Designer Palette:

EXCLUSIVE COLOURS BY
SABYASACHI
CALCUTTA

Look at colour through new eyes

Presenting Asian Paints Royale Designer Palette—a series of captivating shades handpicked by creative artists whose visual sense inspires and awes us. Our first designer palette reflects the colour aesthetic of fashion legend, Sabyasachi, whose lavish vision has transformed the runway with couture icons and interior decor with dazzling wallcovering masterpieces. Inspired by the colours of India's floral splendour, heritage architecture and antique textiles, each shade reflects the signature Sabyasachi vintage feel, aristocratic tone and a timeless elegance. Revel in 35 enthralling new ways to colour a home.

EXCLUSIVE COLOURS BY SABYASACHI

Whites and Creams


White is the other source of light in a room and its varying tones define a space: crisp and cool or soft and warm. If things get too white, a dash of cream will make things soothing and soft.




SA01
Conch Shell



SA02
Mysore Ivory




SA03
Calcutta Rain




SA04
Limestone




SA05
Sonchampa



SA06
Ground Cumin



SA07
Faded Ochre




A stunning room looks even sharper with perfectly neutral walls - not quite pink, coral or coffee - but hints of each, making warm tones look their best and filling a room with a beautiful energy.

EXCLUSIVE COLOURS BY SABYASACHI

Greys and Sienna

Enigmatic grey adds depth to a room and gallantly allows other shades to pop, while romantic sienna is a wonderful contrasting colour that makes a room burst with radiance.



A neutral with an intriguing personality. This quiet, lustrous taupe flatters richer tones offering an elegant contrast and creates a cool serene room experience.


EXCLUSIVE COLOURS BY SABYASACHI

Reds and Maroons


Passion has a colour and it's red. Watch how it brings energy and power into a room, and for a dose of sophistication turn to the intensity of maroon.




SA15
Alabaster Blush




SA16
Apricot Cream




SA17
Tea Rose




SA18
Baked Terracota



SA19
Ruby Rouge



SA20
Dalhousie Red



SA21
Madder Rose



This deep, sensual hue adds rich depth to everything and accentuates lighter shades. There's a touch of red in its tone that hints at a sense of adventure.

EXCLUSIVE COLOURS BY SABYASACHI

Olives and Ochres

Can a shade be perfect? Olive comes close - bold but calming and easily paired, while Ochre, the colour of candlelight and wheat fields adds a velvety glow to companion colours.




Bold and gorgeous, yet plays so well with other shades, this luxurious emerald green paint expands the sense of space and overflows with new life.


EXCLUSIVE COLOURS BY SABYASACHI

Emeralds and Blues


Deep, vivid and radiant, emerald green evokes a strong sense of luxury while at the same time possessing a soothing effect. And blue? Always in style and universally loved!




SA29
Vintage Pistachic




SA30
Chutney Green




SA31
Betel Leaf



SA32
Romani Green




SA33
Mint Crush



SA34
Iranian Turquoise



SA35
Coromandel Indigo



Mystery and magic, intensity and personality. Discover the power of a velvety rich blue with purple undertones. It envelops a space with regal character and offers a grand backdrop to period pieces.




Scan here to know more about
the Royale Designer Palette




THEME 1

Classic Current


Royale Book of Colours




7341
Prussian Blue




3211
Sandstone




8314
Winter Sky



0974
Basra Pearl-N



K048
Clematis Pink



K234
Strawberry Shortcake-N



K046
Cool Camelia-N



Classic Current

Timeless elegance


At home anywhere in the world, timeless design transcends eras. Victorian, Greek and Art Deco influences whisper through plush materials and moody tones along decidedly sleek, modern lines.




Scan here to view
Royale Play Textures

Royale Play Textures in Use


Explore the evocative finishes with multi-tone textures like Marmorino and Antico. Reflect rich tones with a classy tactile finish with mineral finishes. The stunning interplay of light and shades creates a high-end visual effect. Pair your wall colours with weaves and linen finishes to add sleek accents to your spaces.



Royale Play Mineral
Base Coat: RP Mineral Grey
Top Coat: RP Protective Coat



Royale Play Marmorino
Base Coat: Desert Dreams 8779
Top Coat: Garlic Pod 8524,
Shining Blue 9475, White 0908




Royale Play Linen
Base Coat: Velvet Night 7159
Top Coat: Mango Shake 7960,
Delicate Violet 7164



Royale Play Palm Weave
Base Coat: Clematis Pink K048
Top Coat: Sensuous Lilac 8217



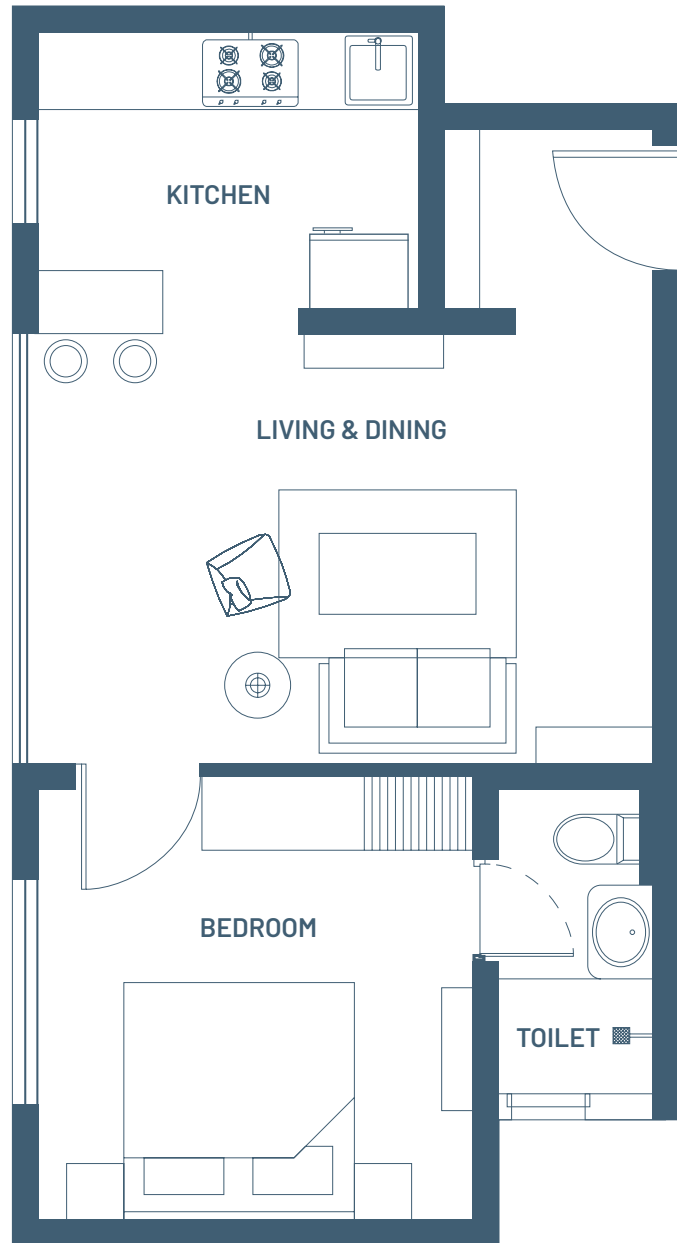
Royale Play Dune
Base Coat: Apcolite Premium
Emulsion White 0908
Top Coat: Dune Glazed Plume M319



Royale Play Antico
Base Coat: Antico White 0908
Top Coat: Antico Perla M038



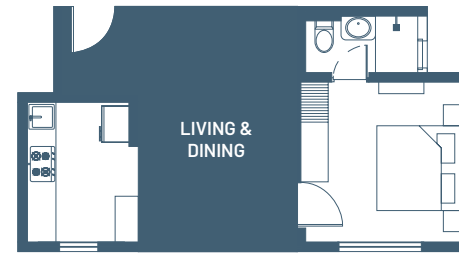
Royale Play Marmorino in use



1BHK floor plan

1BHK

Living & Dining Room




A quiet luxury: Complement modern lines with classic materials – a marble table top can instantly amp up the luxe quotient of your space with wood floors and woven textiles.




Moody with a squeeze of lime


Punctuate a classic palette of greys and blues with a fresh green. Colour block the walls to create distinct spaces within an open plan layout. Bring back that midcentury vibe with a slice of wood panelling.




L152
Cream Pie




7272
Washed Indigo




0469
Dawn



2425
Green Whisper



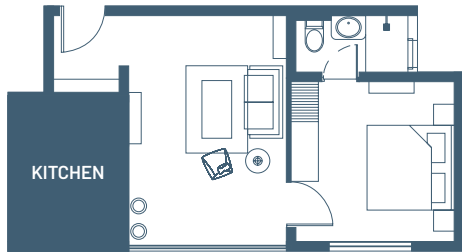
Royale Play Mineral
Base Coat: RP Mineral Grey
Top Coat: RP Protective Coat




8550
Earth Song

1BHK


Kitchen




Evergreen in more shades than one: Layer shades of green with a warm white to reflect all the natural light you can. Accessorise with a minimalist touch of brass, and a classy marble counter top.



2425
Green Whisper
Woodtech Emporio PU Palette



7625
Forest Hike
Woodtech Emporio PU Palette



K150
Bayleaf Green N

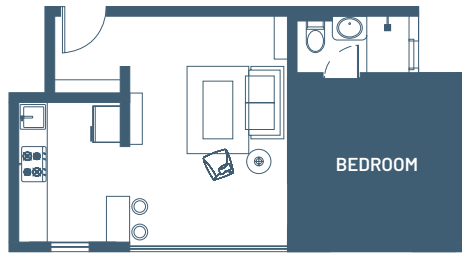


1BHK




Bedroom

Striking balance


Hushed tones, plush textiles and quiet textures – style your own meditative sanctuary with all things lush. Pair different intensities of the same colour to create depth and cohesion.




Subtle reflections: A space designed to unwind: warm, tonal hues and a delicate play of light accentuated by the sheen of minimalist metal. Pick furnishings that inspire rest. Sink into the soft and sensual.



K048
Clematis Pink-N



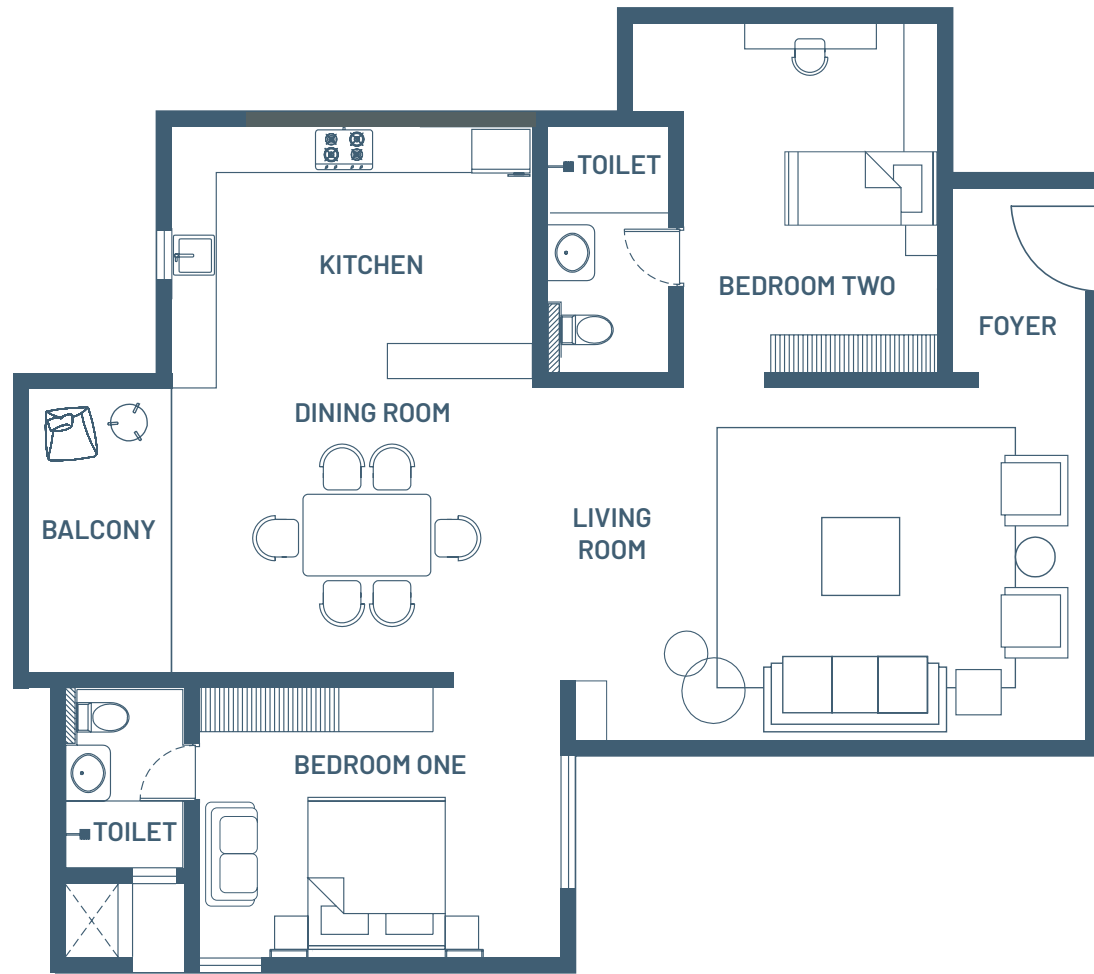
Royale Play Palm Weave
Base Coat: Clematis Pink K048
Top Coat: Sensuous Lilac 8217



8550
Earth Song



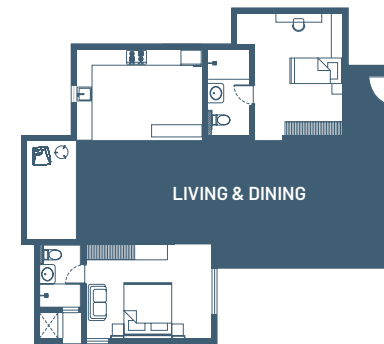
L152
Cream Pie



2BHK floor plan

2BHK

Living & Dining Room




Picture perfect: Keep your palette in mind while choosing the art that goes on the wall, or the vase that sits on your coffee table. Glass and polished metal complete the look.

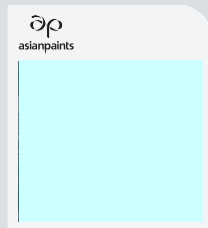


Neutral ground


Pale pastels reflect a sense of calm. Lighter tones of blue and beige create an illusion of space. Explore gentle contrasts and play with just a couple of colours for timeless elegance.




ON02
Warmstone



7331
Light Sky



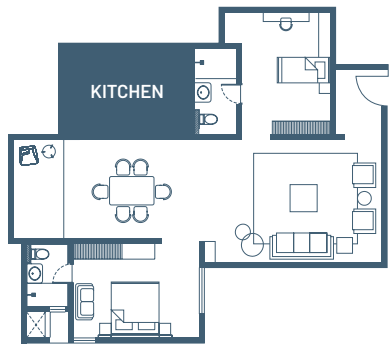
L155
Pale Sisal




Royale Play Marmorino
Base Coat: Desert Dreams 8779
Top Coat: Garlic Pod 8524, Shining
Blue 9475, White 0908

2BHK


Kitchen




Simple geometry: The Classic Current kitchen is all about getting the balance of ingredients right—introduce patterns with restraint. A little goes a long way.



8603
Beach Shack

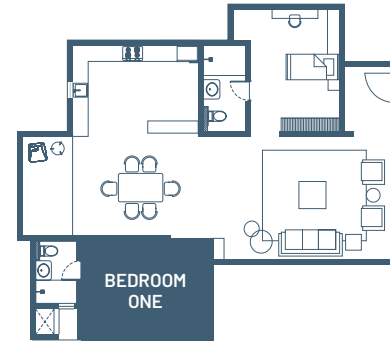


8272
Blue Horizon
Woodtech Emporio PU Palette



8274
Water's Edge
Woodtech Emporio PU Palette






2BHK


Bedroom One

Green serene


Create a light and airy room for rest with shades of green. Add visual interest by using a striped texture along the top half with a complementary shade along the bottom.



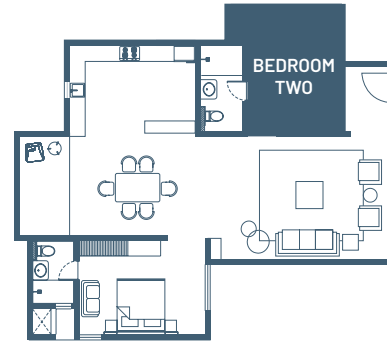
0973
Silver Crescent



W111WK41B75
Loft Collection
Nilaya Wallpaper



0758
Sweet Lime




2BHK


Bedroom Two

Forever young


A mature palette helps a kids' bedroom effortlessly transition into a guest room. Create a distinct corner with a linen-textured wall. A statement light fixture adds a touch of sophistication.



K048
Clematis Pink N



Royale Play Linen
Base Coat: Velvet Night 7159
Top Coat: Mango Shake 7960,
Delicate Violet 7164




L155
Pale Sisal




THEME 2

Indian Contemporare

Royale Book of Colours




9930
Muffin Crust-N




7791
Retro Avocado




9816
Forest Night-N




0399
Pineapple-N



K235
Baby Bunny-N



0299
Dew Drop



L188
Buttercream-N



Indian Contemporare

Evolving Roots

Inspired by our craft heritage, Indian Contemporare celebrates where we come from. Pops of colour liven up minimalist lines, while a hushed palette tempers ornate patterns. Layered, like the perfect curry.

Royale Play Textures in Use

Navigate through a selection of layered textures inspired by Indian crafts and patterns. The tone on tone textures motifs bring out the subtle contrast gaining inspiration from traditional motifs of India. Bandhej and Charpai patterns elucidate the maximalist yet rooted approach for this theme.



Royale Play Lithos Dazzle
Base Coat: Lithos Untinted + RP Mica Flakes (Gold)
Top Coat: RP Protective Coat




Lithos Jaal-E Taaj
Base Coat: Lithos Dawn 0469
Top Coat: RP Protective Coat + Lithos Dawn 0469, RP Protective Coat




Royale Play Madras Checks
Base Coat: Corsican Sky 7305
Top Coat: RP Metallics White M0908



Royale Play Bandhej
Base Coat: Lingering Brew 7027
Top Coat: Almond Kiss 8643



Royale Play Mineral
Base Coat: RP Mineral Grey
Top Coat: RP Protective Coat



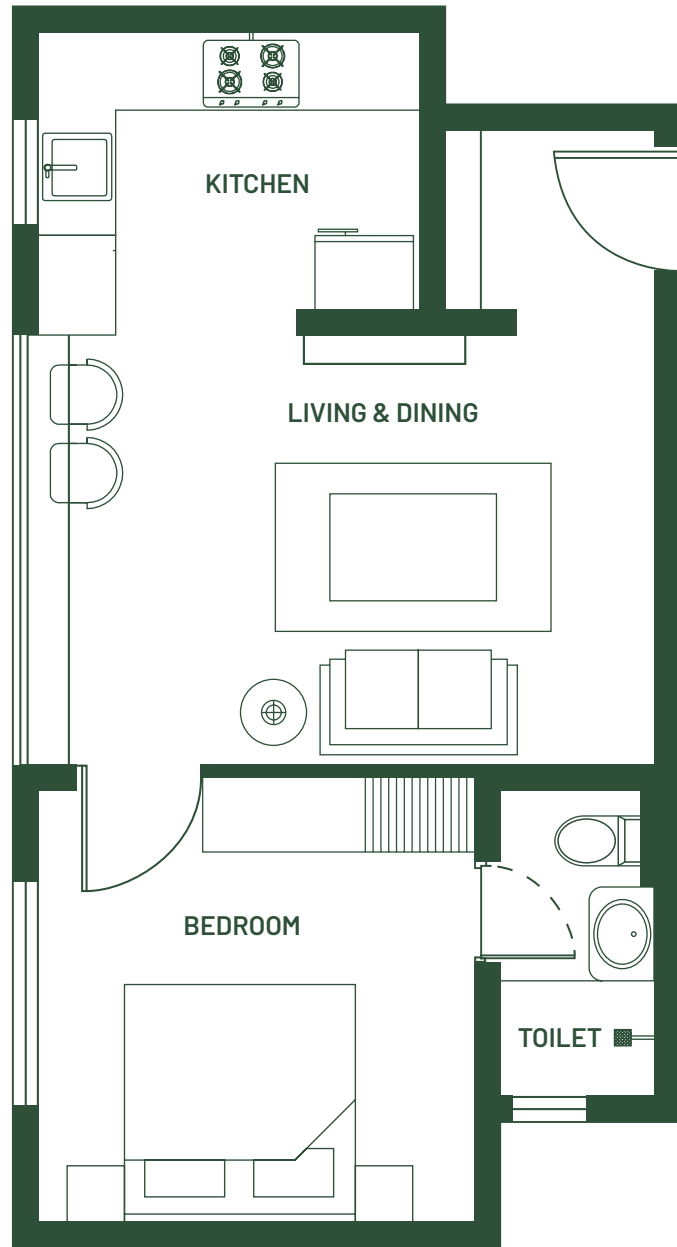
Royale Play Charpai
Base Coat: Corn Cob 7947
Top Coat: Orange Nectar 8024



Scan here to view
Royale Play Textures



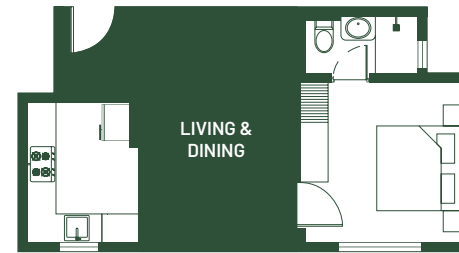
Lithos Jaal-E Taaj in use



1BHK floor plan

1BHK

Living & Dining Room




Pattern and play: Balance busy motifs with textured solids. Weave a single thread across different elements with one unifying colour. Don't be afraid of a little bling, dotting a pastel palette of muted green and dusty pink.



A regal flair


Use colour and pattern to capture the understated grandeur of havelis. When it comes to an Indian home, you can't go wrong with brass accents and a touch of dark wood.




2420
Green Sleeves N



W172XM27N75
Nal Sarovar Collection
Nilaya Wallpaper




5117
Blushing Rose




0765
Morning Glory

1BHK


Kitchen




Move over desi kitsch: Seize every opportunity for a pinch of pattern, spice and everything nice. Whether it's a striking backsplash or a brave new yellow, let that exuberant Indian flavour flow.



7880
Honey Mustard
Woodtech Emporio PU Palette



Royale Play Lithos Dazzle
Base Coat: Lithos Untinted +
RP Mica Flakes (Gold)
Top Coat: RP Protective Coat



0765
Morning Glory

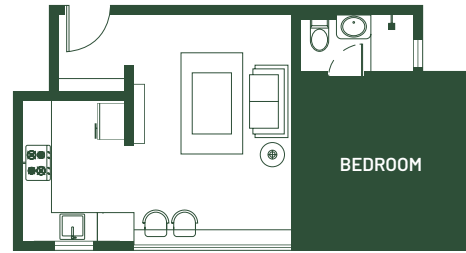


1BHK


Bedroom

Heighten the senses


The bedroom is more than just a place to sleep in. Wake up to the uncluttered beauty of tone on tone texture, and the rhythm of natural finishes dancing with colours influenced by the palaces of Jaipur.



Past continuous: Time travel through different eras of history, drawing from the visual vocabulary of the Mughals, Rajputs and beyond. Pick a wall covering with floral or geometric motifs in a single colour or a subtle contrast for a tranquil vibe.



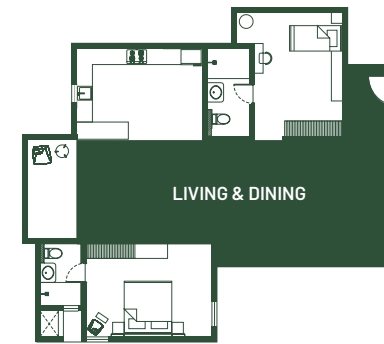
OR08
Rose Petal



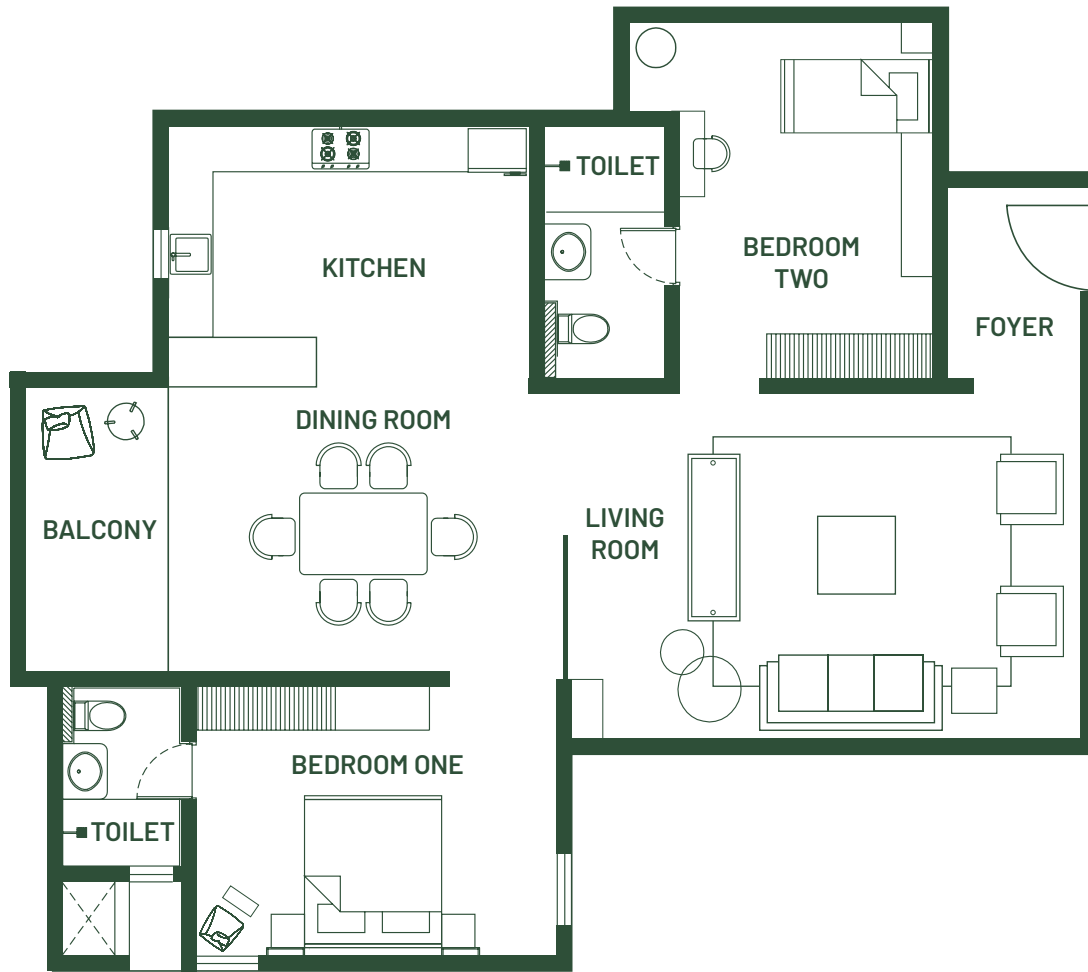
Lithos Jaal-E Taaj
Base Coat: Lithos Dawn 0469
Top Coat: RP Protective Coat + Lithos Dawn 0469, RP Protective Coat

2BHK


Living & Dining Room



Vintage vibe: When it comes to furniture, pair clean modernist lines with vintage curves. Forget the matching set – pick striking individual pieces that tell their own story.





2BHK floor plan




Heritage accents


Unleash your maximalist flair with a dose of desi. Why have just one feature wall when you can do three? Offset patterned walls with soothing solids. Have fun with an interplay of floral and geometric forms.




8403
Pista Glimmer



W172XM39N75
Nal Sarovar Collection
Nilaya Wallpaper




1276
Gentle Blue



L104
Cotton Wool
Woodtech Emporio PU Palette



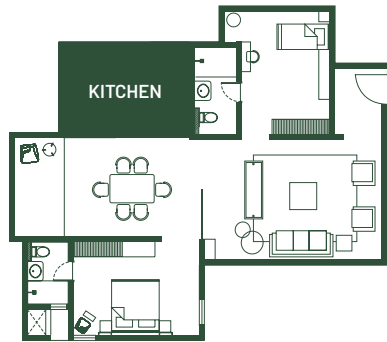
Royale Play Madras Checks
Base Coat: Corsican Sky 7305
Top Coat: RP Metallics White M0908




Royale Play Mineral
Base Coat: RP Mineral Grey
Top Coat: RP Protective Coat

2BHK

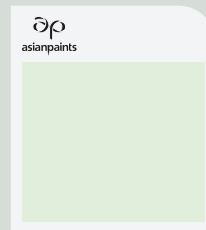
Kitchen




Take the floor: Make a statement with a patterned floor. Stick to solids for the backsplash in shades of blue and green with warm undertones.



L104
Cotton Wool
Woodtech Emporio PU Palette

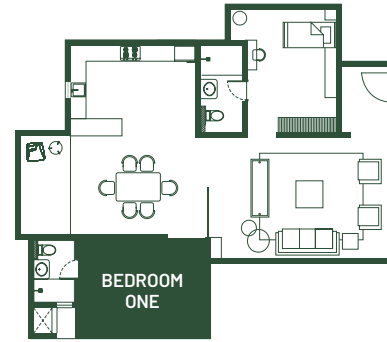


9332
Spring Bud



8370
Rain Mist
Woodtech Emporio PU Palette






2BHK

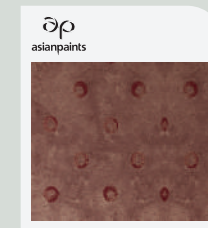
Bedroom One

Deep and dreamy


A warm wooden ceiling and bandhej-textured walls in shades of wine, white and dusky pink. A touch of rattan brings a tropical modern note into a rich yet cosy space.



L104
Cotton Wool
Woodtech Emporio PU Palette



Royale Play Bandhej
Base Coat: Lingering Brew 7027
Top Coat: Almond Kiss 8643



8643
Almond Kiss




2BHK


Bedroom Two

Let the sunshine in

A textured splash of yellow and orange exudes warmth. A suspended light sculpture draws the eye while infusing the space with a contemporary glow.



8026
Daylight




Royale Play Charpai
Base Coat: Corn Cob 7947
Top Coat: Orange Nectar 8024




THEME 3


Eclectic Chic




7381
Autumn Shower




7541
Meadow Path




0630
Granite




7296
Far Horizons



8266
Bali Blue



K033
Delicate Pansy-N



7955
Cream Silk



Eclectic Chic

Mix and match

A clever juxtaposition of styles and eras, the eclectic space loves contrast. Antiques sit with pop art and patterns play with colour. A tag team of neutral whites, warm hues and deep tones form the perfect backdrop for the drama within.



Scan here to view
Royale Play Textures

Royale Play Textures in Use


Understated yet luxurious, this amalgamation of textures comes together to give your space a tranquil vibe. Experiment with monochromatic and soft tones or add a dash of eccentricity to your walls by mixing and matching these textures with bold solid colours to create dramatic spaces.



Royale Play Ikat
Base Coat: Still Aqua 7480
Top Coat: Iced Teal 7483




Royale Play Lithos Dazzle
Base Coat: Lithos Untinted +
RP Mica Flakes (Gold)
Top Coat: RP Protective Coat



Royale Play Palm Weave
Base Coat: Mountain Retreat 8690
Top Coat: Pampered Pink 8696



Royale Play Herringbone
Base Coat: Cream Pie L152
Top Coat: Pink Linen 8056



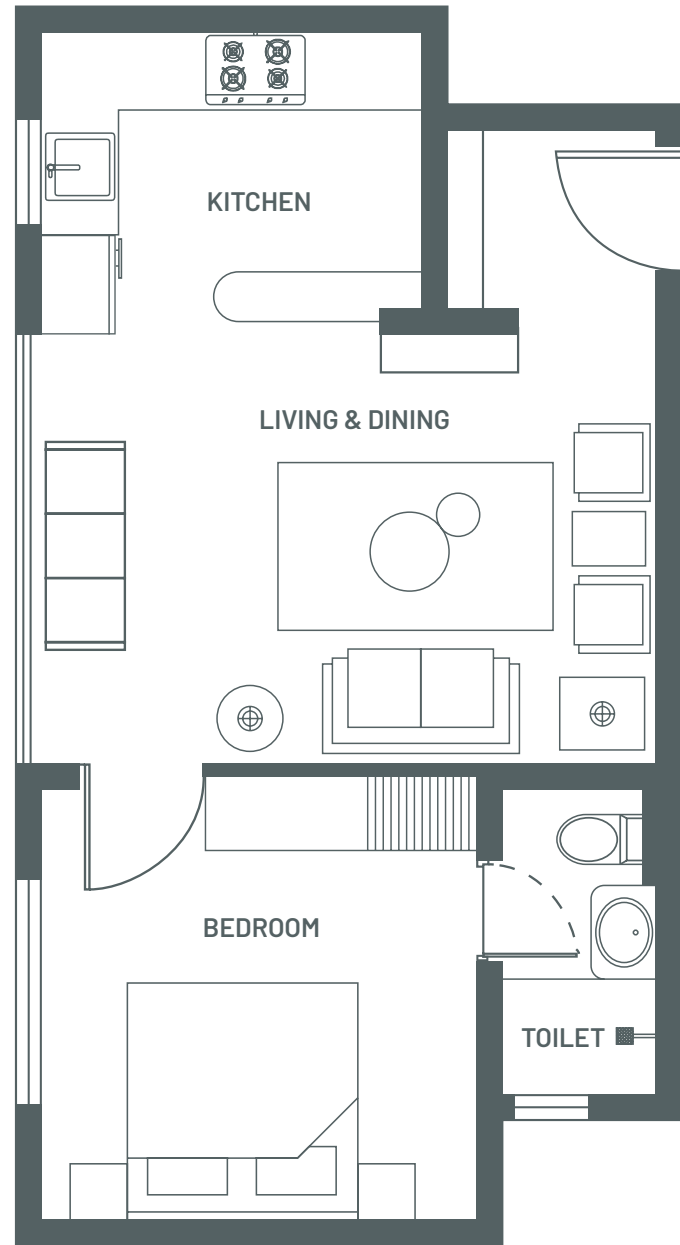
Royale Play Charpai
Base Coat: Pearl Grey-N K0494
Top Coat: Voltage 8264



Archi Concrete Slab
Base Coat: Archi Concrete White 0908
Top Coat: RP Protective Coat Solemn
Grey 8302



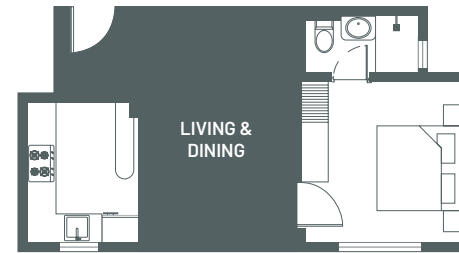
Archi Concrete in use




1BHK floor plan

1BHK

Living & Dining Room




A curated contrast: Mix and match upholstery, rugs, accessories and art with freedom – bold colours pop against a backdrop of neutrals, allowing every piece of decor you’ve carefully chosen to shine.




The art of layering


The trick to the eclectic space is intentional layering. Choose a neutral hue and weave in two accent colours to highlight architectural lines. Start with the understated, and turn up the creativity layer by layer.




8696
Pampered Pink




Royale Play Palm Weave
Base Coat: Mountain Retreat 8690
Top Coat: Pampered Pink 8696



8463
White Delight




Royale Play Lithos Dazzle
Base Coat: Lithos Untinted + RP Mica Flakes (Gold)
Top Coat: RP Protective Coat




K115
Milky Coffee N

1BHK


Kitchen




Twice as nice: Two-tone cabinets can take a kitchen from sensible to sensational. Use the darker colour below the counter and as a highlight to outline a space. Pair it with a geometric tile to create a visual distinction.



7978
Orange Frost
Woodtech Emporio PU Palette



7304
Piece of Sky
Woodtech Emporio PU Palette



7304
Piece of Sky

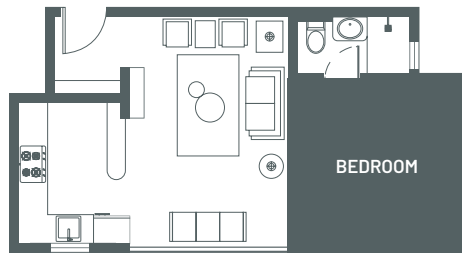


1BHK



Bedroom

Striking balance

Create depth by layering patterns within a monochromatic scheme. Experiment with texture on wall coverings and soft furnishings. Weave in a sense of harmony while drawing the eye to subtle highlights.



Blend in, stand out: Repeat and alternate textures to create a space that's tactile. A single colour in different intensities infuses a place of rest with just the right dose of visual stimulation.



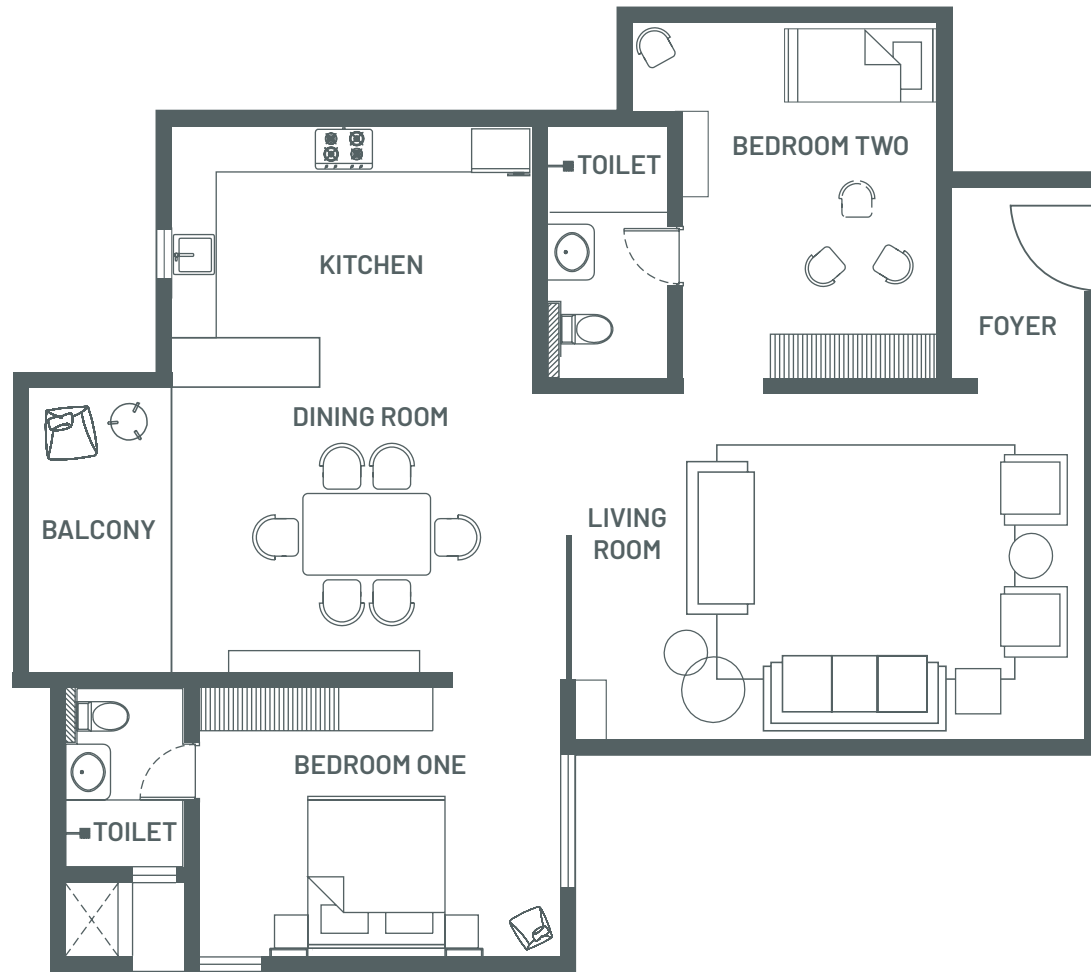
7483
Iced Teal



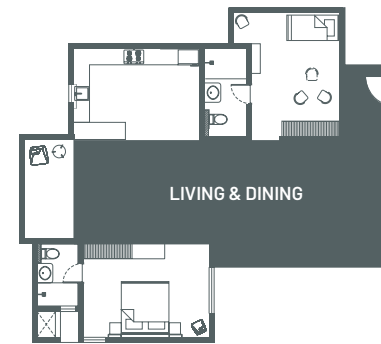
Royale Play Ikat
Base Coat: Still Aqua 7480
Top Coat: Iced Teal 7483

2BHK

Living & Dining Room



2BHK floor plan




Make a statement: Nothing says chic like a glass chandelier. From tufted sofas and marble inlaid tables to the tiniest wall trim, style thrives in the details. An eclectic space is collected.




Bohemian rhapsody

Choose three base colours. Explore different shades within. Now add the magic of pattern – why choose between botanical and geometric, when you can layer both. Juxtapose. Mix. Unmatch.




9468
Lovely Lavender



K101
Quiet Dawn N



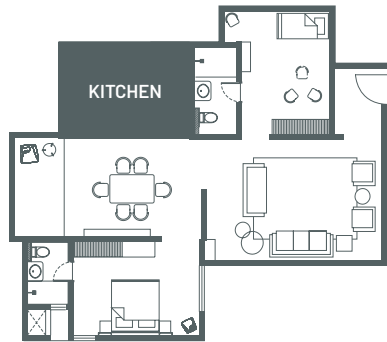
K048
Clematis Pink N




W182XU74N75
Hideaway Collection
Nilaya Wallpaper

2BHK


Kitchen




Fun and functional: Extend the living room palette into the kitchen. The floor and backsplash are perfect for some fun with pattern. Round it off with a hint of warm wood.



9468
Lovely Lavender

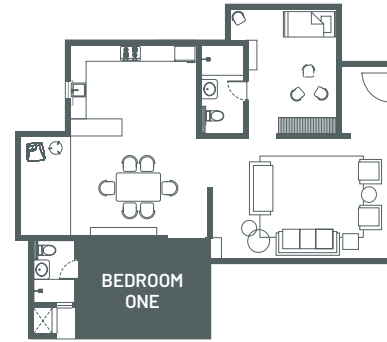


K048
Clematis Pink N
Woodtech Emporio PU Palette



8266
Bali Blue
Woodtech Emporio PU Palette






2BHK

Bedroom One

Oh so blue


Because who doesn't love this versatile colour? Dive into an ocean of blue, layering shades, textures and materials with a dramatic backdrop that anchors the space.



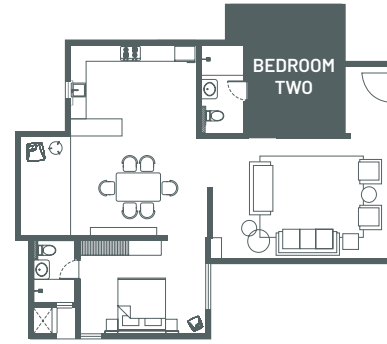
Royale Play Marmorino
Shining Blue 9475



Royale Play Charpai
Base Coat: Pearl Grey-N K0494
Top Coat: Voltage 8264



8264
Voltage




2BHK


Bedroom Two

Colour me cool


Young, bright and lots of fun – a kids' room should reflect its inhabitants! Pair a herringbone texture with a floral wall covering. Anchor with neutral panelling and furniture. Let the imagination bloom.



W138X409E75
Pip Studio Collection
Nilaya Wallpaper



K048
Clematis Pink N



Royale Play Herringbone
Base Coat: Cream Pie L152
Top Coat: Pink Linen 8056



Scan here to visit the Royale home page

Paints & Products

INTERIOR EMULSIONS BY ASIAN PAINTS



Royale Luxury Emulsion

Give your walls an exquisite luxurious appearance with Royale Luxury emulsion. Royale emulsions are the only paints in India to be equipped with Teflon™ Surface Protector, giving them high durability and washability.



Royale Shyne

Royale Shyne Luxury Emulsion is the perfect pick if you're looking for a stylish finish for your walls. The paint radiates a higher sheen and gives a smooth and luxurious finish.



Royale Matt

Royale Matt is the best matt finish available in the market. When applied on walls, it provides a smooth matt finish with an elegant appeal.



Royale Advanced

Royale Advanced Luxury Emulsion is an exquisite interior paint that provides unmatched stain resistance, best in class smoothness and luxurious sheen finish to your walls.



Royale Glitter

Royale Glitter gives a glittery metallic finish. Apply this on your feature wall to showcase your taste with subtlety.



Royale Aspira

Royale Aspira is the international gold standard in paints. It is one of the most technologically advanced paints in the world. It imparts your walls with a perfect smooth finish that gives your walls a sophisticated luxurious look.



Royale Glitz Ultra Sheen

Asian paints Royale Glitz Ultra Sheen interior paint is a luxurious emulsion which provides a rich luxurious finish to your walls. It offers unmatched stain repellency and scuff resistance to keep the walls beautiful. It also offers Crack-Free* performance against hairline and shrinkage cracks.



Royale Glitz Ultra Matt

Asian Paints Royale glitz Ultra matt interior paint provides dead matt finish to the walls. It offers Crack-Free* performance against hairline and shrinkage cracks. It also comes with stain repellency and scuff resistance features to keep the walls stain free.

**Only Hairline and Shrinkage Cracks covered. For more details on product and warranty, please log on to: www.asianpaints.com/royale-glitz.html*

Painting Tips

Using primer, basecoats and additional coats



Ensure that a primer or waterproofing basecoat is used before applying the top coat of paint for desired paint performance.



Ensure that horizontal surfaces like top of windows, ledges and other horizontal surfaces are painted with an additional coat for greater protection.



Apply 2-3 coats of paint till you get the desired hiding or opacity, especially in dark shades.

Caring for your wall



Cleaning

For the best performance of the paint, ensure proper washing and cleaning of all algal & fungal growth at regular interval of six months.



Removing stains

For removing household stains of pencil, tea, coffee, crayons, turmeric, sketch pen etc, immediately use mild detergent solution with sponge to clean the stains.

Refer Product Info Sheet



Refer product information sheet to know about product details & ensure the product is applied with the right painting system & methodology.

Before painting, prepare the surface



Ensure that the surface to be painted is free from any loose paint, chalky/ powdery particles, dust, chalky or grease.



Any previous growth of fungus, algae or moss to be removed thoroughly before painting by vigorous wire brushing and cleaning with water.



Surface imperfections such as holes, dents, fine cracks are to be filled with crack filler, before painting.

When not to paint - pay attention to weather conditions



Ensure not to apply paint in extreme temperature or humidity conditions or with poor ventilation. Avoid painting below 10°C surface temperature or/and at humidity greater than 90%.

Machine Finish: Trucare GX19



Ensures premium finish as compared to current traditional method. Two coats of airless spray are required for darker shades. Saves time and labour.

Disclaimer:

The shades shown in this book are indicative only. Please refer to Asian Paints Colour Cosmos/ Colour Palette for exact shade reference. No part of this material may be reproduced or copied in any form or by any means (graphics, electronic or mechanical, including photocopying, recording, taping or information storage retrieval system) or reproduced in any disc, tape, perforated media or other information storage device etc. without the written permission of Asian Paints Ltd.

All rights reserved. Copyright Asian Paints Ltd.

All disputes are subject to Mumbai jurisdiction only.

For your information:

Visit www.asianpaints.com
For feedback or complaints, write to: Marketing Manager, Colour Marketing at Asian Paints Limited, 6A Shantinagar, Santacruz (E), Mumbai 400 055 or call on 1800 209 5678 (toll free) and email us at: customercare@asianpaints.com

Ideas that set the mood for your space.



Classic

Current



Indian

Contemporare



Eclectic

Chic



 asianpaints

LEAD FREE GUARANTEE

*All Asian Paints products do not contain any added lead, mercury, arsenic and chromium from April 2008.



Scan this QR to download your free copy of the Royale Book of Colours

Royale Book of Colours

SKU 1035YJ92122

MRP (incl. of all taxes) Rs. 250.00

Net Qty 1N

Manufactured by

Pragati Offset Pvt. Ltd.

17, Red Hills, Hyderabad 500 004

PKD 09/2023

Marketed by

Asian Paints Limited Regd. Office, 6A

Shantinagar, Santacruz (E), Mumbai 400 055