SMARTCARE WATERPROOFING

AQUASAFE

asianpaints CAUSEWAY

PRODUCT DESCRIPTION

Aquasafe is a High performance Water Proofing self priming top coat for exterior masonry surfaces.

- Waterproofing protection
- Single pack
- Protection against algae and fungi

Asian Paints Causeway Aquasafe can be used on all exterior masonry surfaces susceptible to water ingress and can be applied on Asbestos, Clay Tiles, Sunshades and exterior Vertical Walls.



PRODUCT FEATURES & BENEFITS

SURFACE

EXTERIOR

COLOURS AVAILABLE

Colour as per Shade Card



SPREADING CAPACITY

Well primed & prepared metal surfaces by brush

1 COAT
80 – 90 sq.ft/ltr**

2 COATS
45 – 50 sq.ft/ltr**

**Actual coverage may vary from the quoted coverage due to factors such as method and condition of application and surface roughness and porosity.

AVAILABLE PACKS



Shelf life: 3 years from date of manufacture in original tightly closed containers away from direct sunlight and excessive heat.

FINISH

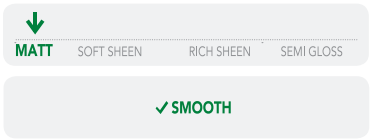

Refer to sheen levels in technical details

HOW TO APPLY

1. CLEANING : Prepare the surface by cleaning and ensure that surface is free from dust, oil, grease & loose particles. Algae & fungus need to be removed completely before priming.
2. FILLING : The substrate must be checked for its soundness. Small cracks 3mm or less should be opened, cleaned & filled with Asian Paints Causeway SmartCare Crack Seal. Bigger cracks, damaged portions & hollow areas must be repaired with polymer modified screed. Freshly plastered surfaces should be full cured before priming (minimum of 28 days).

PRE PAINTING STEPS



PLASTER New masonry surfaces must be allowed to cure completely for best results. It is recommended allow 28 days as curing time for new masonry surfaces.



FILLING FOR CRACKS For filling cracks upto 3mm use Asian Paints Causeway SmartCare Crack Seal.



CLEANING Surface should be free from any loose paint, dust or grease. Growths of fungus, algae or moss should be removed by wire brushing and water. When the underlying surface cleaning, use Asian Paints Causeway SmartCare Exterior Sealers.



FILLING FOR HOLES & DENTS In case of dents and holes use Asian Paints Causeway Exterior Putty or white cement and fine sand the ratio 1:3.

PAINT APPLICATION PROCESS

Product	Thinner	Dilution % (by vol)	Application Viscosity (sec)	Re coating* Period (hrs)
First coat Aquasafe	Water	20	N/A	4-6 hrs
Second Coat Aquasafe	Water	20	N/A	4-6 hrs

For exterior surface or substrates that are subjected to continuous seepage or dampness, use extra coat of Aquasafe.

ADDITIONAL INFORMATION

TECHNICAL DATA

a.	Coverage**	: On sound masory surface by brushing
	1st Coat	: Self priming coat
	2nd Coat	: 45 - 50 sq.ft/ltr.
b.	Drying time	: Surface drying time - 30 min
c.	Gloss/Sheen Levels	: N/A
d.	Flash point (IS 101/1987, Part 1, Sec 6	: N/A
e.	Stability of thinned paint	: Use within 24 hrs
f.	Shelf Life	: 3 Years from the date of manufacture in original tight closed containers away from direct sunlight and heat

**Actual coverage may vary from the quoted coverage due to factors such as methods and condition of application and surface roughness. Deep bright colours my require additional coats of paint.

PRECAUTIONS

a. Kindly refer MSDS for Aquasafe which gives detailed Information on safety measures while handling the paint.

b. Store the product at ambient conditions in well ventilated locations and away from the sources of ignition and fire.

c. Do not apply when ambient temperature is less than 10°C or If the temperature might drop to this level within 4 hours of application.

d. Do not use over thin or over extended the brush.

e. Do not use Asian Paints Causeway Universal Stainers or any other colourants after tinting without and approval from the technical division of Asian Paints Causeway.

f. Ensure that horizontal surfaces like top of the windows, ledges and other horizontal surface etc, are painted with 3 coats for greater protection.

g. Stir well before use.

h. Do not use inside portable water tanks.

SAFETY FEATURES

- Non-Flammable
- Kindly refer to the MSDS for Asian Paints Causeway Aquasafe which gives detailed information on safety measures while handling the paint.
- Store the container with the lid tightly closed in an upright position, in a cool, dry place.
- Keep out of reach of children and away from food, drink.
- May be harmful if swallowed. In case of ingestion seek immediate medical attention.
- Wear eye protection during application. In case of contact with eyes, rinse immediately with plenty of water and seek medical advice.
- In case of skin contact immediately removing suitable cleanser and wash skin with soap and plenty of water. Get medical attention if irritation develops or persists.
- Do not breathe vapour or spray. It is recommended to wear suitable nose pad during sanding and surface preparation to avoid dust inhalation.
- Do not pour leftover paint down the drain or in water courses.
- In the event of spills, contain spillage using sand or earth.
- Safety Data Sheet available for professional user on request.
- No added Lead, Mercury or Chromium compounds.

VN/09/2022