

PRODUCT CODE 8033

Royale Basecoat

Asian Paints Royale Basecoat is a super finish primer for interior surfaces that delivers a luxurious Pashmina smooth topcoat finish with increase in topcoat coverage by 15-20%. Its advanced Moisture Lock Technology prevents damp patches, ensuring improved protection and longevity.

PRODUCT BENEFITS

Pashmina Topcoat Finish

Royale Basecoat provides, increased smoothness providing a smooth and luxurious feel on the royale range of topcoats

Increase in topcoat coverage

The smooth pore free finish of Royale Basecoat gives an increased topcoat coverage of 15-20%.

Moisture Lock technology

Royale Basecoat's hydrophobic breathable emulsion locks the moisture and allows it to evaporate without the dampness.

Use

Single coat application as an undercoat for interior walls.

Warranty

5-year Royale assurance when applied with any Royale range of Topcoats



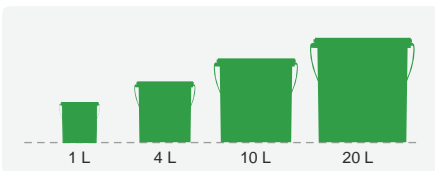
WATER BASED



Lead content does not exceed 90 parts per million.

PRODUCT FEATURES

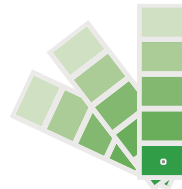
AVAILABLE PACKS



Shelf life: If stored in original sealed container, 24 months from the date of manufacturing

COLOURS AVAILABLE

White



COVERAGE:



1 Coat

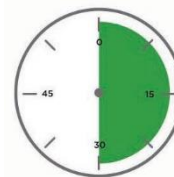
110 sq. ft/Ltr
(applied over putty at 10% dilution)

RECOMMENDED USAGE



Recommended to be used as an undercoat on interior surface. (Specially recommended for Royale range of topcoats)

DRYING TIME TO TOUCH



4 HOURS

HOW TO APPLY

PRE-PAINTING STEPS

A. FRESH SURFACE PREPARATION

Clean the surface to ensure it is free of dirt and loose particles. Sand the surface with Sandpaper 180 and wipe the surface clean. Small cracks of up to 3mm width or less should be cleaned and filled with Asian Paints SmartCare Crack Seal. For cracks more than 3mm width should be repaired with cement mortar mixed with Latex Xtreme+.

B. PUTTY APPLICATION

Apply two thin coats of Asian Paints Wall Putty and allow it to dry for 4-6 hours. Sand with Sandpaper 180 and wipe the surface clean. (* Recommended to use SmartCare Hydroloc before Putty application in case of high moisture.)

C. PAINTED & EXISTING INTERIOR PUTTY SURFACES

Clean the painted & existing interior putty surface to ensure it is free of any dirt and loose particles. Sand the surface with 180 sandpaper and wipe it clean. Any existing cracks to be filled with crack seal (less than 3mm) or cement mortar mixed with Latex Xtreme+(more than 3mm)

APPLICATION

A. APPLICATION ON PUTTY SURFACE

Apply one coat of Royale Basecoat with dilution of 10% at a forced coverage of 110 sq. ft/Ltr. Allow it to dry for 3-4 hours. Apply 2 coats of Asian Paints Royale range of luxury topcoats to get a beautiful wall with a smooth finish.

*Applying 1 coat of Royale Basecoat and 2 coats of Royale Range offers a warranty of 5 years on Royale Range topcoats

ADDITIONAL INFORMATION

DO's

- i. Ensure that the surface is properly cleaned and free from any loosely held plaster/powder.
- ii. Make sure that moisture content in the surface is below 15%, for higher moisture, it is recommended to use appropriate water proofing like Hydroloc on Interior walls before Putty Application.
- iii. Asian Paints Royale Basecoat is recommended to be applied by brush followed by roller for levelling.
- iv. Do not over spread. Maintain coverage of 110 sq. ft. /Ltr (1 sq.m. =10.76 sqft) for best results.

PRECAUTIONS

- i. Do not apply when ambient temperature is less than 10°C or if the temperature might drop to this level within 4 hrs of application.
- ii. Do not apply when humidity is greater than 90%. It may cause prolonged drying time of paint and moisture condensation on the walls.
- iii. Asian Paints Royale Basecoat is not designed for application over excessive dampness. Suitable waterproofing products like SmartCare Hydroloc and SmartCare DB2K should be applied for excessive Dampness.
- iv. Make sure the material is thoroughly stirred before application.
- v. Subsequent coats of topcoat is to be done as per the recommendation for respective topcoats.

TECHNICAL DETAIL

- a. **Form:** Ready to use viscous liquid.
- b. **Drying Time:** Surface dry time 60 min.
- c. **Shelf Life:** 24 months from date of manufacture in original tightly closed containers.
- d. **Application Temperature:** Should be above 10°C during and up to 2 hours post application.
- e. **Mix Density:** 1.314 g/cc
- f. **Recoating time:** 4 to 6 Hrs.

SAFETY FEATURES

- > Store the container with the lid tightly closed in an upright position, in a cool, dry place.
- > Keep out of reach of children and away from eatables.
- > The pails/drums should not be used for storing food items.
- > May be harmful if swallowed. In case of ingestion seek immediate medical attention.
- > In case of skin contact immediately wash skin with soap and plenty of water. Wear eye protection during application. In case of contact with eyes, rinse immediately with plenty of water and seek medical advice if irritation develops or persists.
- > Do not breathe vapor or spray. It is recommended to wear proper personal protective equipment during material handling & wear suitable nose pad during sanding and surface preparation to avoid dust inhalation.
- > Left-over paint/pails should not be disposed of in soil/drains.
- > Consumers should consult an authorized local recycling agency for the disposal of paint/pails.
- > Kindly refer to the Safety Data Sheet (SDS) which gives detailed information on safety measures while handling the paint, which is available on request.



For enquiries, feedback and complaints, please call toll-free number 16600124680/9802033515 or write to us at weassure@asianpaints.com.np