

TRACTOR UNO

ACRYLIC DISTEMPER

TRACTOR UNO ACRYLIC DISTEMPER IS A WATER-BASED, INTERIOR WALL PAINT. IT IS A VALUE-FOR-MONEY BRAND THAT MAKES IT POSSIBLE FOR CONSUMERS TO HAVE BEAUTIFUL WALLS AT AFFORDABLE RATES.



WATER BASED



No Added Mercury, Arsenic & Chromium

Lead contents does not exceed 90 parts per million.

PRODUCT BENEFITS

Being an acrylic finish, it offers a smooth and matt finish, the shades retain their brightness for a longer time. White can be tinted with Apcolite Universal Stainer to obtain customised shades.

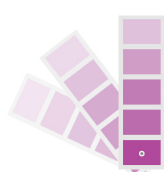
PRODUCT FEATURES

AVAILABLE PACKS



Shelf-life: 3 years from date of manufacture in original tightly closed containers kept away from direct sunlight and excessive heat.

SHADE RANGE



Available in around 600 shades and Brilliant White.

COVERAGE

The coverage on smooth primer masonry surface with the recommended:



1 COAT
12 - 15
sq.mtr/kg



2 COATS
8 - 11
sq.mtr/kg

** Practical Spreading Rate will vary from the quoted Theoretical Spreading Rate due to factors such as method and condition of application and surface roughness.

RECOMMENDED USAGE



Tractor Uno Acrylic Distemper can be applied on all types of plasters, false ceiling, asbestos sheets, concrete etc. It is designed for interiors.

RECOMMENDED APPLICATION

Apply topcoats of Tractor Uno Acrylic Distemper as follows:

PRODUCT	CODE	THINNER	DILUTION% (BY VOL)	APPLICATION VISCOSITY (SEC)	RECOATING* PERIOD (HRS)
* Sand the surface with Emery Paper 180 and wipe clean					
* Asian Paints Decoprime Wall Primer Brush, Spray	0359 or 0360	Mineral Turpentine Oil or Water	8-10 15-20	30-40 20-25	6-8 hrs
* Asian Paints Acrylic Wall Putty Putty Knife	1354	Water	Small amounts to improve flowability	N.A.	4-6 hrs
* Sand with Emery Paper 180 and wipe clean					
* Asian Paints Wall Primer Brush, Spray	0359 or 0360	Mineral Turpentine Oil or Water	8-10 15-20	30-40 20-25	6-8 hrs
* Sand with Emery Paper 320 and wipe clean					
* Asian Paints Tractor Uno Acrylic Distemper 1st coat Brush, Roller, Spray	0055	Add water slowly to the paste while continuing to stir the mixture.	60-75% by weight	20-25	3-4 hrs
* Asian Paints Tractor Uno Acrylic Distemper 2nd coat Brush, Roller, Spray	0055	Add water slowly to the paste while continuing to stir the mixture.	60-75% by weight	20-25	3-4 hrs

*Recoat period is quoted for 25°C and 50% Relative Humidity, these may vary under different conditions.

 Spray  Brush

ADDITIONAL INFORMATION

POST PAINTING CARE

NA

TECHNICAL DETAILS

- a) Drying Time : Surface Dry time - 10-15 minutes
- b) Gloss Levels/Sheen Levels : 0-4 on glass plate at 60° (Slick smooth with sheen)
- c) Flash Point (IS 101/1987, Part 1, Sec 6) : Tractor Uno Acrylic Distemper is a water based paint which is not flammable.
- d) Stability of Thinned Paint : Use within 24 hrs.

PRECAUTIONS

- > Kindly refer to the MSDS for Tractor Uno Acrylic Distemper, which gives detailed information on safety measures while handling the paint.
- > Avoid eye and skin contact. In case of eye and skin contact, wash with plenty of clean water.
- > Do not inhale or ingest. In case of inhalation move to fresh air and seek medical attention if symptoms persist in both the cases.
- > Use protective equipments like rubber/polythene gloves, safety goggles/glasses, face mask while handling the paint-this is required for all paints.
- > Do not apply when ambient temperature is less than 10°C or if the temperature might drop to this level within 4 hrs of application.
- > In high-humidity areas, use of a bio-wash solution is recommended to remove surface fungus growth, fungal spores, mould etc. before application of the paint system.
- > Tinted paints need thorough shaking/mixing immediately after tinter addition as well as before use.
- > Do not over thin or over extend the brush. Do not thin before addition of Asian Paints Apcolite Universal Stainer for customised shades. Do not add more than 5% of Asian Paints Apcolite Universal Stainer.

SAFETY AND ENVIRONMENT FEATURES

- > Store the container with the lid tightly closed in an upright position, in a cool, dry place.
- > Keep out of reach of children and away from eatables.
- > May be harmful if swallowed. In case of ingestion, seek immediate medical attention.
- > Wear eye protection during application. In case of contact with eyes, rinse immediately with plenty of clean water and seek medical advice.
- > In case of skin contact, immediately wash skin with soap and plenty of clean water. Get medical attention, if irritation develops or persists.
- > Do not breathe vapor or spray. It is recommended to wear mask during sanding and surface preparation to avoid dust inhalation.
- > Do not pour leftover paint down the drain or in water courses.
- > In the event of spills, contain spillage using sand or earth and dispose through authorized agency for waste management.
- > No added Mercury, Arsenic, Chromium & Ammonia compounds.
- > Left-Over paint disposal:
 - Left-over paint/drums should not be disposed in soil/drains. Consumer should consult a local recycling agency for disposal of paint/drums.
 - The pails/drums should not be used for storing food items.



For enquiries, feedback and complaints, please call toll-free number 16600124680/9802033515 or write to us at weassure@asianpaints.com.np