

# TRACTOR EMULSION

Smooth wall finish

ASIAN PAINTS TRACTOR EMULSION GIVES A SMOOTH FINISH TO THE WALL. A PERFECT BUY IF YOU HAVE BEEN USING DISTEMPER TILL NOW.



WATER BASED

asianpaints

No Added Mercury, Arsenic & Chromium


Lead contents does not exceed 90 parts per million.

## PRODUCT BENEFITS

Asian Paints Tractor Emulsion is an acrylic emulsion paint that offers excellent smoothness to touch and an elegant, rich finish. It is also very durable, and lasts about 1 to 2 years more than distemper. Tractor Emulsion is a value-for-money emulsion, which provides the finish and durability of emulsions at a price similar to distemper. It is a good choice for people using emulsions for the first time.

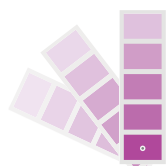
## PRODUCT FEATURES

### AVAILABLE PACKS



Shelf-life: 3 years from date of manufacture in original tightly closed containers kept away from direct sunlight and excessive heat.

### SHADE RANGE



As per Colourworld Fandek.

### COVERAGE

On smooth primer masonry surface by brushing



**1 COAT**  
18- 22  
sq.mtr/ltr



**2 COATS**  
10 - 12  
sq.mtr/ltr

















\*\*Actual coverage may vary from the quoted coverage due to factors such as method and condition of application and surface roughness.

## RECOMMENDED USAGE

Asian Paints Tractor Emulsion is an interior wall finish that can be applied on all types of smooth plasters, false ceilings, asbestos sheets, concrete, etc.

## RECOMMENDED APPLICATION

Apply 2 coats of Tractor Emulsion for repainting and 3 coats for fresh surface painting as given below:

PRODUCT	CODE	THINNER	DILUTION% (BY VOL)	APPLICATION VISCOSITY (SEC)	RECOATING* PERIOD (HRS)
• Sand the surface with Emery Paper 180 and wipe clean					
• Asian Paints Wall Primer Brush, Spray	0359	Mineral Turpentine Oil or Water	 8-10  15-20	 30-40  20-25	6-8 hrs
• Asian Paints Acrylic Wall Putty Putty Knife	1354	Water	As reqd	N.A.	4-6 hrs
• Sand with Emery Paper 180 and wipe clean					
• Asian Paints Wall Primer Brush, Spray	0359	Mineral Turpentine Oil or Water	 8-10  15-20	 30-40  20-25	6-8 hrs
• Sand with Emery Paper 320 and wipe clean					
• Asian Paints Tractor Emulsion 1st coat Brush, Roller, Spray	0057	Water	 50-75  60-70	 20-25  20-25	4 hrs
• Asian Paints Tractor Emulsion 2nd coat Brush, Roller, Spray	0057	Water	 50-75  60-70	 20-25  20-25	4 hrs

\*Recoat period is quoted for 28-30°C and 60-65% Relative Humidity, these may vary under different conditions.

Spraying Air Pressure 2.75 to 3.5 Kgs/sq cm

 Spray  Brush

## ADDITIONAL INFORMATION

### POST PAINTING CARE

For removing stains, sponge clean with a mild soap solution and wipe clean. Ensure a drying time of 1 week before cleaning.

### TECHNICAL DETAILS

- a) Drying Time : Surface Dry time - 10-15 minutes
- b) Gloss Levels/Sheen Levels : 0-4 on glass plate at 60° (Sliky smooth with sheen)
- c) Flash Point : Tractor Emulsion is a water based paint which is not flammable.
- d) Stability of Thinned Paint : Use within 24 hrs.

### PRECAUTIONS

- > Kindly refer to the MSDS for Asian Paints Tractor Emulsion which gives detailed information on safety measures while handling the paint.
- > Store the product at ambient conditions in well ventilated locations and away from source of ignition and fire.
- > Avoid eye and skin contact. In case of eye and skin contact, wash with plenty of clean water.
- > Do not inhale or ingest. In case of inhalation move to fresh air and seek medical attention if symptoms persist in both the cases.
- > Use protective equipments like rubber/polythene gloves, safety goggles/glasses, face mask while handling the paint-this is required for all paints.
- > In high-humidity areas, use of a bio-wash solution is recommended to remove surface fungus growth, fungal spores, mould etc. before application of the paint system.
- > Do not apply when ambient temperature is less than 10°C or if the temperature might drop to this level within 4 hrs of application.
- > Tinted paints need thorough shaking/mixing immediately after tinter addition as well as before use.

### SAFETY AND ENVIRONMENT FEATURES

- > Store the container with the lid tightly closed in an upright position, in a cool, dry place.
- > Keep out of reach of children and away from eatables.
- > May be harmful if swallowed. In case of ingestion, seek immediate medical attention.
- > Wear eye protection during application. In case of contact with eyes, rinse immediately with plenty of clean water and seek medical advice.
- > In case of skin contact, immediately wash skin with soap and plenty of clean water. Get medical attention, if irritation develops or persists.
- > Do not breathe vapor or spray. It is recommended to wear mask during sanding and surface preparation to avoid dust inhalation.
- > Do not pour leftover paint down the drain or in water courses.
- > In the event of spills, contain spillage using sand or earth and dispose through authorized agency for waste management.
- > No added Mercury, Arsenic, Chromium & Ammonia compounds.
- > Left-Over paint disposal:
  - Left-over paint/drums should not be disposed in soil/drains. Consumer should consult a local recycling agency for disposal of paint/drums.
  - The pails/drums should not be used for storing food items.

## CONTACT US

Asian Paints (Nepal) Pvt. Ltd.  
H.I.D - P. O. Box: 37, Hetauda, Nepal  
Ph: 01-5203045, 01-5203046  
I.R. No: 1644/40

For more information on our products and services,  
visit us at [www.asianpaintsnepal.com](http://www.asianpaintsnepal.com)  
For feedback/complains, write to [ccm@asianpaints.com.np](mailto:ccm@asianpaints.com.np)  
Please note that this data sheet supersedes any previous versions.

