

PRODUCT CODE 1A76

## SmartCare Hydroloc

Asian Paints SmartCare Hydroloc is a one component, ready-to-use, penetrative-cum-film forming interior waterproofing solution that provides best-in-class solution to interior waterproofing problems like dampness and efflorescence. It forms a breathable, but water-tight film which doesn't allow transport of water and salts to the surface.

### PRODUCT BENEFITS

#### Warranty

3 years waterproofing warranty\* on Dampness and Efflorescence on plaster surfaces

#### Waterproofing

Resists up to 4 bars of negative hydrostatic pressure (ASTM D7088)

#### Anti-efflorescence

Provides long-lasting protection from efflorescence

#### High Moisture Resistance

Applicable up to 70% substrate moisture\*\*

#### Hassle-free and Easy to Use

Unique, one component, ready-to-use, brushable product.

#### Penetrative Coating

Penetrating additive imparts water repellency to porous construction materials

#### Pore Blocking

Pore blocking additive blocks water transport within the substrate

#### Adhesion

Excellent adhesion with cementitious substrate



WATER BASED

asianpaints

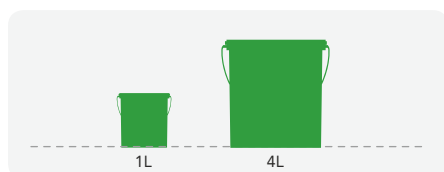
**No Added Mercury, Arsenic & Chromium**

Lead content does not exceed 90 parts per million.

\*Please refer to warranty document for details on warranty terms and conditions  
\*\*Source of dampness needs to be treated before application of SmartCare Hydroloc

### PRODUCT FEATURES

#### AVAILABLE PACKS



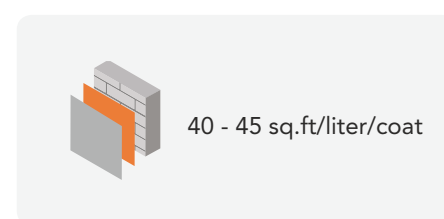
Shelf life: 24 months

#### COLOURS AVAILABLE

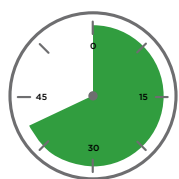
**White**



#### COVERAGE



#### DRYING TIME TO TOUCH



**6-8 HOURS**

#### RECOMMENDED USAGE

- Masonry surfaces: (with sufficient porosity) – such as plaster surfaces, interior walls and ceilings.
- Critical Areas : Joint Walls & Wet Areas

### HOW TO APPLY

#### Surface Preparation:

- Surface under treatment should be strong enough, clean and free from oil or any loosely held particles.
- Surface cracks less than 3 mm must be filled with SmartCare Crack Seal. Bigger cracks, damaged portions and hollow areas must be repaired with polymer modified cement mortars.
- Prior to application the plaster surface must be in Saturated Surface Dry (SSD) condition.

#### Application Method:

##### A. If the surface is damaged with dampness and/or efflorescence :

- Remove the existing putty till plaster level in the affected areas covering an additional one ft distance across all sides.

- Ensure that the surface is free from efflorescence before application
- Apply a single coat of SmartCare Hydroloc by brush without any dilution with a forced coverage of 40 to 45 sq.ft/liter. Allow it to dry for 6-8 hrs
- Apply second coat of SmartCare Hydroloc by brush without dilution perpendicular to first coat. Achieve a forced coverage of 40 to 45 sq.ft/liter. Allow it to dry for 6-8 hours.
- For a smooth finish of topcoat ,apply two coats of Asian Paints Trucare Wall Putty. Allow it to dry for 4-6 hrs. Sand with sand paper 180. Wipe to clean and apply top coat as per recommendation

##### B. If the surface is fresh construction surface or without dampness and any visible efflorescence :

- SmartCare Hydroloc can be applied directly on plaster after cleaning the surface. Apply a single coat of SmartCare Hydroloc ( no dilution), with a forced coverage of not more than 40 to 45 sq.ft/L. Allow it to dry for 6-8 hours
- For a smooth finish of topcoat, apply two coats of Asian Paints Trucare Wall Putty. Allow it to dry for 4-6 hrs. Sand with sand paper 180. Wipe to clean and apply top coat as per recommendation

## ADDITIONAL INFORMATION

## TECHNICAL DETAILS

- **Appearance:** White, viscous liquid
- **Density:** 1.05 g/cc
- **Negative Side Water Permeability (ASTM D7088):** Passes 4Bar

## PRECAUTIONS

- › Stir the material thoroughly before use
- › Active sources of water leakage need to be treated before application of SmartCare Hydroloc
- › SmartCare Hydroloc is not designed for application over substrate moisture levels of 70%
- › For less absorbent surfaces, two wet-on-wet coats (within 30 min interval between coats) may be required to achieve forced coverage of 40 - 45 sq.ft./ltr/coat
- › Please ensure that all the pores, corners and joints of the walls are filled with the coating during brushing
- › Do not apply the topcoat directly over the SmartCare Hydroloc
- › Do not apply when ambient temperature is less than 10°C or if the temperature might drop to this level within 4 hours of application.
- › Do not apply when humidity is greater than 90%

## SAFETY FEATURES

- › Please refer to Material Data Safety sheet (MSDS) for Asian Paints SmartCare Hydroloc which gives detailed information on safety measures while handling the product, which is available on request.
- › Store the container with the lid tightly closed in an upright position, in a cool, dry place
- › Keep out of reach of children and away for eatables
- › May be harmful if swallowed. In case of ingestion, please seek immediate medical attention
- › Wear eye protection during application. In case of contact with eyes, rinse immediately with plenty of water and seek medical advice.
- › In case of skin contact immediately wash skin with soap and plenty of water. Get medical attention if irritation develops or persists.
- › Do not breathe vapour or spray. It is recommended to wear suitable nose pad during sanding and surface preparation to avoid dust inhalation
- › Do not pour leftover paint down the drain or in water courses.
- › In the event of spills, contain spillage using sand or earth.
- › No added Lead, Mercury or Chromium compounds.



For enquiries, feedback and complaints, please call toll-free number 16600124680/9802033515 or write to us at [weassure@asianpaints.com.np](mailto:weassure@asianpaints.com.np)