

PRODUCT CODE 0058

Utshob Super Saver Emulsion

Utshob Super Saver Emulsion offers plastic finish to the wall at the price of distemper. It offers the smooth finish, hiding, wash-ability and coverage of a plastic paint at the price point of distemper.



WATER BASED

LEAD FREE* GUARANTEE

* All Asian Paints products contain no added Lead, Mercury, Arsenic or Chromium from April 2008.

PRODUCT BENEFITS

Better Coverage

It gives 25% more coverage than distemper, so you need less material. It provides better hiding than distemper.

More Wash ability

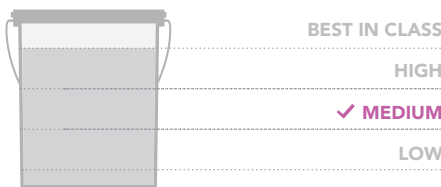
Utshob Super Saver Emulsion makes your wall 200 times more washable than distemper does. It also offers your wall a smooth emulsion finish, making it the perfect value for money paint.

More shades

Utshob Super Saver Emulsion offers you more than 1300 shades to choose your favorite shade for your home.

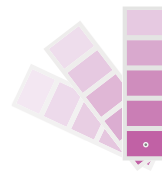
PRODUCT FEATURES

WASHABILITY



COLOURS AVAILABLE

1300+*



*Currently available in more than 1300 shades as per the Asian Paints Colour Spectra.

COVERAGE

On normal masonry surface after brushing



1 COAT

140 -150 sq.ft/ltr**



2 COATS

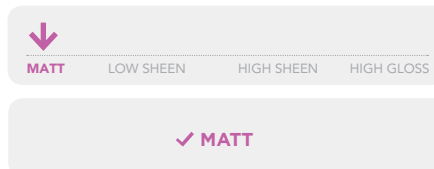
75 -85 sq.ft/ltr**

**Actual coverage may vary from the quoted coverage due to factors such as method and condition of application and surface roughness and porosity. This coverage may be achieved using brush or roller.

AVAILABLE PACKS



FINISH



HOW TO APPLY

PRE PAINTING STEPS



PLASTER New masonry surfaces must be allowed to cure completely. It is recommended to allow 28 days as the curing time for new masonry surfaces.



CLEANING Surface should be free from any loose paint, dust or grease. Growths of fungus, algae or moss should be removed by wire brushing and water. When the underlying surface exhibits chalkiness, in spite of thorough surface cleaning, use Asian Paints TruCare Exterior Wall Primer Sealer.



FILLING FOR HOLES & DENTS In case of dents and holes use Asian Paints TruCare Acrylic Wall Putty or white cement and fine sand in the ratio 1:3.

PAINT APPLICATION PROCESS

APPLICATION	CODE	THINNER	DILUTION %	APPLICATION VISCOSITY ¹	RECOATING PERIOD
STEP 1 SANDING SAND THE SURFACE WITH SAND PAPER 180 AND WIPE CLEAN					
TruCare WALL PRIMER SEALER-ST/	0061	Thinner T-101	BRUSH / ROLLER 10 - 15 SPRAY 15 - 20	BRUSH / ROLLER 35 - 50 SPRAY 20 - 25	8 - 10 HRS
TruCare WALL PRIMER SEALER-WB BRUSH/ROLLER/SPRAY	0060	WATER	80 - 100	BRUSH / ROLLER 30 - 40 SPRAY 20 - 25	4 - 6 HRS
STEP 3 TruCare ACRYLIC WALL PUTTY PUTTY KNIFE					
STEP 4 SANDING	0064	WATER	BASED ON REQUIREMENT	N/A	6 - 8 HRS
STEP 5 SANDING SAND THE SURFACE WITH SAND PAPER 180 AND WIPE CLEAN					
TruCare WALL PRIMER SEALER-ST/	0061	Thinner T-101	BRUSH / ROLLER 10 - 15 SPRAY 15 - 20	BRUSH / ROLLER 35 - 50 SPRAY 20 - 25	8 - 10 HRS
TruCare WALL PRIMER SEALER-WB BRUSH/ROLLER/SPRAY	0060	WATER	80 - 100	BRUSH / ROLLER 30 - 40 SPRAY 20 - 25	4 - 6 HRS
STEP 6 SANDING SAND THE SURFACE WITH SAND PAPER 220 AND WIPE CLEAN					
STEP 7 FIRST COAT UTSHOB SUPER SAVER EMULSION BRUSH/ROLLER/SPRAY	0034	WATER	BRUSH / ROLLER 50 SPRAY 65 - 75	BRUSH / ROLLER 50 - 70 SPRAY 22 - 25	4 HRS
STEP 8 SECOND COAT UTSHOB SUPER SAVER EMULSION BRUSH/ROLLER/SPRAY	0034	WATER	BRUSH / ROLLER 50 SPRAY 65 - 75	BRUSH / ROLLER 50 - 70 SPRAY 22 - 25	4 HRS

1. As measured through a Ford cup.

2. Recoat period is quoted for 25°C and 50% Relative Humidity, these may vary under different conditions.

HOW TO CHOOSE COLOURS

Browse through Asian Paints colour tools to help you find the right colour combination

COLOUR SPECTRA FAN DECK*

INTERIOR COLOUR COMBINATIONS GUIDE

UTSHOB SUPER SAVER EMULSION SHADE CARD



*These shades are for reference only. Please refer to the Colour Spectra or Colour Palette for correct shade reference

ADDITIONAL INFORMATION

POST PAINTING CARE

For the best performance of the paint, ensure proper washing and cleaning of all algal and fungal growth, if any, at regular intervals of six months.

PRECAUTIONS

- > Do not apply when ambient temperature is less than 10°C or if the temperature might drop to this level within 4 hrs of application.
- > Do not over-thin or over-extend the brush.
- > Tint using Asian Paints machine colourants only
- > Stir well and strain before use.
- > Tinted paints need thorough shaking immediately after tinter addition as well as before use.

TECHNICAL DETAILS

- a. Drying time:** Surface dry time 30 min
- b. Sheen levels:** 2 - 5 at 60 deg GH
- c. Flash point IS101/1987 Part 1, Sec 6:** NA
- d. Stability of thinned paint:** To be used within 12 hours.

SAFETY FEATURES

- > Kindly refer to the MSDS for Asian Paints Utshob Super Saver Emulsion which gives detailed information on safety measures while handling the paint, which is available on request.
- > Store the container with the lid tightly closed in an upright position, in a cool, dry place
- > Keep out of reach of children and away from eatables.
- > May be harmful if swallowed. In case of ingestion seek immediate medical attention.
- > Wear eye protection during application. In case of contact with eyes, rinse immediately with plenty of water and seek medical advice.
- > In case of skin contact immediately wash skin with soap and plenty of water. Get medical attention if irritation develops or persists.
- > Do not breathe vapour or spray. It is recommended to wear suitable nose pad during sanding and surface preparation to avoid dust inhalation.
- > Do not pour leftover paint down the drain or in water courses.
- > In the event of spills, contain spillage using sand or earth.
- > No added Lead, Mercury or Chromium compounds.

