

PRODUCT CODE 0061

TruCare Wall Sealer (ST)

Asian Paints TruCare Wall Sealer (ST) is suitable for use as a primer for masonry topcoats like distemper, emulsions, lustre and matt wall finishes as well as metal or wood finishes. It helps in providing a suitable surface for application of subsequent coats of putty and finish paint.



SOLVENT BASED

LEAD FREE* GUARANTEE

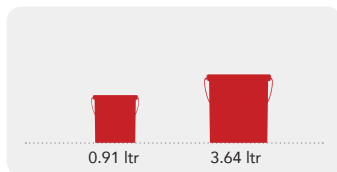
* All Asian Paints products contain no added Lead, Mercury, Arsenic or Chromium from April 2008.

PRODUCT BENEFITS

Asian Paints TruCare Wall Sealer (ST) sets fast, has good healing properties, good resistance to wall alkalinity, moisture and fungus.

PRODUCT FEATURES

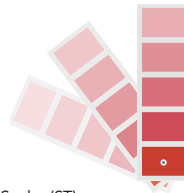
AVAILABLE PACKS



Shelf life: 2 years from date of manufacture in original tightly closed containers away from direct sunlight and excessive heat.

COLOURS AVAILABLE

White*



Please note: TruCare Wall Primer Sealer (ST) is an undercoat

COVERAGE

On smooth masonry surface by brushing

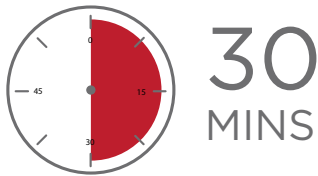


1 COAT

130 - 160 sq.ft/ltr**

**Actual coverage may vary from the quoted coverage due to factors such as method and condition of application and surface roughness and porosity.

DRYING TIME TO TOUCH



30 MINS

RECOMMENDED USAGE



Can be used for priming plastered walls, asbestos, brick work, concrete, metal surface, wood surface etc.

HOW TO APPLY

PRE PAINTING STEPS



PLASTER New masonry surfaces must be allowed to cure completely. It is recommended to allow 28 days as the curing time for new masonry surfaces.



CLEANING Surface should be free from any loose paint, dust or grease. Growths of fungus, algae or moss should be removed by wire brushing and water. In case of areas having excessive dampness use Asian Paints DampBlock 2K to limit further dampness. When the underlying surface exhibits chalkiness, in spite of thorough surface cleaning, use Asian Paints TruCare Wall Primer Sealer.



FILLING FOR CRACKS For filling cracks upto 3mm use Asian Paints SmartCare Crack Seal.



FILLING FOR HOLES & DENTS In case of dents and holes use Asian Paints TruCare Acrylic Wall Putty or white cement and fine sand in the ratio 1:3.

APPLICATION PROCESS

APPLICATION	CODE	THINNER	DILUTION %	APPLICATION VISCOSITY ¹	RECOATING PERIOD
STEP 1 SANDING	SAND THE SURFACE WITH EMERY PAPER 180 AND WIPE CLEAN				
STEP 2 TruCare Wall Primer Sealer (ST) BRUSH / SPRAY	0061	THINNER T-101	BRUSH 8 - 10 SPRAY 13 - 15	BRUSH 30 - 40 SPRAY 20 - 25	6 - 8 HRS
STEP 3 TruCare Acrylic Wall Putty PUTTY KNIFE	0064	WATER	BASED ON REQUIREMENT	SUPPLY CONSISTENCY	4 - 6 HRS
STEP 4 SANDING	SAND THE SURFACE WITH EMERY PAPER 180 AND WIPE CLEAN				
STEP 5 TruCare Wall Primer Sealer (ST) BRUSH / SPRAY	0061	THINNER T-101	BRUSH 8 - 10 SPRAY 13 - 15	BRUSH 30 - 40 SPRAY 20 - 25	6 - 8 HRS
STEP 6 SANDING	SAND THE SURFACE WITH EMERY PAPER 320 AND WIPE CLEAN				

1. Recoat period is quoted for 25°C and 50% Relative Humidity, these may vary under different conditions.

ADDITIONAL INFORMATION

POST PAINTING CARE

For the best performance of the paint, ensure proper washing and cleaning of all algal and fungal growth, if any, at regular intervals of six months.

TECHNICAL DETAILS

- a. Drying time:** Surface dry time 30 min
- b. Sheen levels:** 15-35 at 35 deg GH
- c. Flash point IS101/1987 Part 1, Sec 6:** NA
- d. Stability of thinned paint:** To be used within 24 hours

PRECAUTIONS

- > Do not apply when ambient temperature is less than 10°C or if the temperature might drop to this level within 4 hrs of application.
- > Do not over-thin or over-extend the brush.
- > Tint using Asian Paints machine colourants only
- > Stir well and strain before use.
- > Tinted paints need thorough shaking immediately after tinter addition as well as before use.

SAFETY FEATURES

- > Kindly refer to the MSDS for TruCare Wall Primer Sealer-Solvent Thinnable which gives detailed information on safety measures while handling the paint.
- > Store the container with the lid tightly closed in an upright position, in a cool, dry place
- > Keep out of reach of children and away from food, drink
- > May be harmful if swallowed. In case of ingestion seek immediate medical attention.
- > Wear eye protection during application. In case of contact with eyes, rinse immediately with plenty of water and seek medical advice.
- > In case of skin contact immediately wash skin with soap and plenty of water. Get medical attention if irritation develops or persists.
- > Do not breathe vapour or spray. It is recommended to wear suitable nose pad during sanding and surface preparation to avoid dust inhalation
- > Do not pour leftover paint down the drain or in water courses.
- > In the event of spills, contain spillage using sand or earth.
- > Safety Data Sheet available for professional user on request.
- > No added Lead, Mercury or Chromium compounds

