

PRODUCT CODE F0800

SmartCare Salt Clean

Asian Paints SmartCare Salt Clean is a water soluble, acidic cleaner which can be used to remove efflorescence which effectively removes dissolved salts, lime, and alkalis.


 WATER BASED


LEAD FREE*GUARANTEE

*All Asian Paints products contain no added Lead, Mercury, Arsenic or Chromium from April 2008.

PRODUCT BENEFITS

For the removal of efflorescence from different substrates

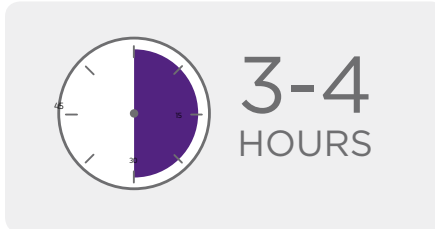
- **Effectively Removes Efflorescence**
- **Heavy Duty Surface Cleaner**
- **Works on both horizontal and vertical applications**

PRODUCT FEATURES

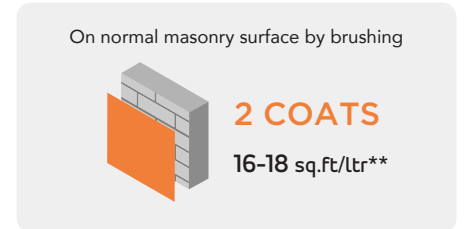
AVAILABLE PACKS



DRYING TIME TO RECOAT




COVERAGE



**Actual coverage may vary from the quoted coverage due to factors such as method and condition of application and surface roughness and porosity.

RECOMMENDED USAGE



SmartCare Salt Clean can be safely used on poured concrete, concrete blocks, facades, bricks, stucco and pavers. The cleaner chemically breaks down and removes efflorescence, lime deposits, metal salt stains, and rust deposits. Typical concrete, brick, and masonry brick cleaning projects, basement walls and floors or foundation slabs.

HOW TO APPLY

APPLICATION INSTRUCTIONS

Note: Always shake the container well for one minute before opening the container for use.

Step 1st - Surface Preparation - Clean Excessive Efflorescence

Use a wire brush to easily remove loose efflorescence.

Note: If there is a hard build-up, remove the bulk of efflorescence with the scrapper tools or a comparable tool. For removing the heavy build-up and excessive efflorescence, rub or clean the affected areas with the help of wire brush depending on the nature of substrate. Once rubbing is completed clean the loosely bonded particle with water and let it dry.

Step 2nd - Application of Efflorescence cleaner

Once the substrate is dry, apply 1st coat of SmartCare Salt Clean by brush as per the coverage mentioned. Wait for 3-4 hr and apply 2nd coat in cross direction (if the first coat applied horizontally then the second coat should be applied vertically and vice versa). Allow the chemical to penetrate deep into the surface for a minimum 8 to 12 hours, dissolving efflorescence at the root.

Step 3rd - Final Cleaning of the substrate

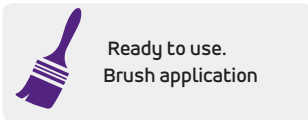
When the action has finished, clean the substrate with the help of wet muslin cloth before taking application of further painting system.

SmartCare Salt Clean immediately on contact with efflorescence, it will create effervescence.

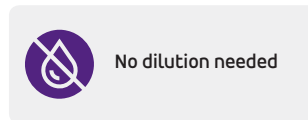
ADDITIONAL INFORMATION

ADAVANTAGES

EASY APPLICATION



DILUTION AND MIXING



PRECAUTIONS

- > SmartCare Salt Clean is acid based and should be handled with care.
- > If in doubt about its effect on a material, test a small area before application.
- > Avoid contact with skin. Rubber gloves and goggles should be strictly worn.
- > Wash spillages with plenty of water. Enclosed areas should be well ventilated.
- > If contact with eyes occur, wash immediately with water and seek medical advice.
- > Fire: SmartCare Salt Clean is non-flammable.

TECHNICAL DETAILS

Appearance	Colourless Clear Liquid
WPL(gm/mL)	1.13
pH(pH paper)	1-3



For enquiries, feedback and complaints, please call toll-free number **09612003355** or write to us at **weassure.apbl@asianpaints.com**

Asian Paints Bangladesh Ltd.

Head Office: The Pearl Trade Centre (PTC), Cha-90/3, Progoti Sarani, North Badda, Dhaka - 1212. Phone: 09612003355

Factory & Registered Office: Gazipur Factory: Plot# 317 & 757, Bahadurpur, Gazipur-1703 | Mirsarai Factory: Plot # 36, Zone 6, Mirsarai Economic Zone, Bangabandhu Sheikh Mujib Industrial City, Chittagong - 4324