

PRODUCT CODE 0140

SmartCare Crack Seal Advance

Asian Paints SmartCare Crack Seal Advance is a ready to use fiber glass reinforced crack filling compound for both interior and exterior surfaces. It ensures unmatched crack bridging ability for plaster cracks of up to 3 mm.



WATER BASED

LEAD FREE* GUARANTEE

* All Asian Paints products contain no added Lead, Mercury, Arsenic or Chromium from April 2008.

PRODUCT BENEFITS

Crack filling ability

Strong filling capacity for cracks of up to 3mm width.

Flexibility

High elongation film that accommodates movement.

Mechanical strength

Reinforced with glass fibers for superior mechanical strength.

Waterproofing

Water resistant film stops water ingress through cracks.

Adhesion

Very strong adhesion on all absorbent surfaces like plaster, wood, gypsum, POP, asbestos, etc.

Usage

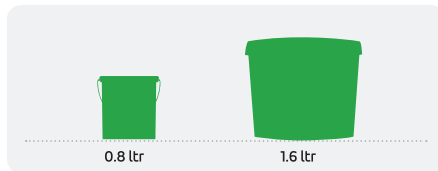
Single pack ready-to-use and easy-to-apply product.

Over coating

Easily over coated by emulsion paints from Asian Paints.

PRODUCT FEATURES

AVAILABLE PACKS



Shelf life: 1 year from date of manufacture in original tightly closed containers away from direct sunlight and excessive heat.

COLOURS AVAILABLE

White *



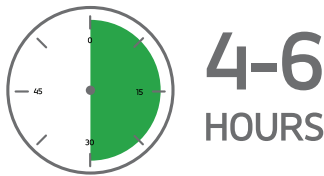
*Please note: SmartCare Crack Seal Advance is an undercoat

COVERAGE

For plaster cracks of 3mm width 5mm depth recommended system is



DRYING TIME TO TOUCH



RECOMMENDED USAGE




Can be used for cracks on all interior and exterior absorbant surfaces, cracks and gaps caused by drying and shrinkage.

HOW TO APPLY

PRE PAINTING STEPS



V GROOVING Open the cracks and widen the cracks to form a 'V' shaped groove. This will provide a strong base for adhesion of Crack Seal to the substrate.



CLEANING Clean the area thoroughly to free it from dust and loose particles.



SEALER COAT Post cleaning apply Sealer in the opened cracks. For interior cracks, use Asian Paints Damp Sheath Interior Sealer or Asian Paints Royale Base Coat and for exterior cracks, use Asian Paints Damp Sheath Exterior Sealer or Asian Paints Ultima Protek Base Coat (as per regular dilution with water).

APPLICATION PROCESS

APPLICATION	CODE	THINNER	DILUTION %	APPLICATION VISCOSITY ¹	DRYING TIME
STEP 1 FIRST COAT SMARTCARE Crack Seal Advance PUTTY KNIFE / TROWEL	0140	N/A	N/A	N/A	4 - 6 HRS
STEP 2 LEVELING	LEVEL THE WALL USING ASIAN PAINTS WALL PUTTY				
STEP 3 Sealer AND TOP COAT	CONTINUE NORMAL PAINTING USING Sealer AND TOPCOAT				

1. Apply Crack Seal Advance at least 3 cm on either side of the crack for better adhesion.
2. Apply an additional coat of Crack Seal Advance in case of severe dampness.
3. For best results, follow the recommended application procedure.

ADDITIONAL INFORMATION

POST PAINTING CARE

For the best performance of the paint, ensure proper washing and cleaning of all algal and fungal growth, if any, at regular intervals of six months.

TECHNICAL DETAILS

a. Form:	Ready to use paste
b. Volume Solids:	75% ± 2%
c. Drying Time:	Minimum 4 hours depending
d. Consistency:	Non Sagging Paste
e. Curing Time @ 30°C :	7 Days
f. Consumption:	64 ft/ltr/Coat (8 mm wide and 5mm deep)

PRECAUTIONS

- > Do not apply for cracks of more than 3mm width.
- > Do not apply on wet surfaces.
- > Meant for plaster cracks. Do not apply on structural on joint cracks.

SAFETY FEATURES

- > Kindly refer to the MSDS for Asian Paints SmartCare Crack Seal Advance gives detailed information on safety measures while handling the paint, which is available on request.
- > Store the container with the lid tightly closed in an upright position, in a cool, dry place
- > Keep out of reach of children and away from eatables.
- > May be harmful if swallowed. In case of ingestion seek immediate medical attention.
- > Wear eye protection during application. In case of contact with eyes, rinse immediately with plenty of water and seek medical advice.
- > In case of skin contact immediately wash skin with soap and plenty of water. Get medical attention if irritation develops or persists.
- > Do not breathe vapour or spray. It is recommended to wear suitable nose pad during sanding and surface preparation to avoid dust inhalation.
- > Do not pour leftover paint down the drain or in water courses.
- > In the event of spills, contain spillage using sand or earth.
- > No added Lead, Mercury or Chromium compounds.



For enquiries, feedback and complaints,
please call toll-free number **09612003355** or write
to us at **weassure.apbl@asianpaints.com**