

PRODUCT CODE F0099

Royale Play Imagica

Royale Play Imagica is a water based non flow texture paint to apply on interior walls to create texture designs.



WATER BASED

LEAD FREE GUARANTEE

* All Asian Paints products contain no added Lead, Mercury, Arsenic or Chromium from April 2008.

PRODUCT BENEFITS

High Defined Textures

Royale Play Imagica Non Flow Texture paint creates unique textures and effects on your walls.

Crack Free Texture

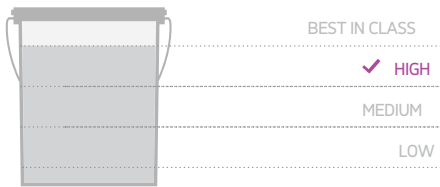
Royale Play Imagica Non Flow Texture paint has a soft and elastic feeling which helps to create the crack-free textures on the wall.

Compatible with all Royale Play/Equivalent Texture paints

Royale Play Imagica Non Flow texture paint is compatible with all Royale Play paints that helps you highlight your home's feature better.

PRODUCT FEATURES

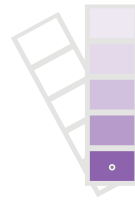
WASHABILITY



COLOURS AVAILABLE

White*

Please note: Royale Play Imagica Texture Paint is an undercoat.



COVERAGE

On smooth masonry surface with Royale Play Tools.




1 COAT

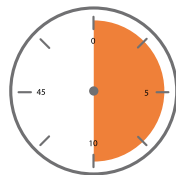
35 - 40 sq.ft/ltr**

**Actual coverage may vary from the quoted coverage due to factors such as method and condition of application and surface roughness and porosity.

AVAILABLE PACKS




DRYING TIME TO RECOAT



8 - 10 HOURS

HOW TO APPLY

PRE PAINTING STEPS



CLEANING It is important that the surface should be cleaned thoroughly and be dry before Royale Wall Basecoat application. Also, ensure that the surface is completely free from dirt, loosely held plaster, powdery residue, oil, grease or any other contamination.



PLASTER New masonry surfaces must be allowed to cure completely for best results. It is recommended to allow 28 days as curing time for new masonry surfaces. However, Asian Paints Smart Care Primero can be applied on fresh concrete as well.



FILLING FOR CRACKS For or filling cracks up to 3mm use Asian Paints SmartCare Crack Seal. In case of dents and holes use Asian Wall Putty or white cement and fine sand in the ratio 1:3. Sand the surface with sand paper 180 and wipe clean.



PAINT APPLICATION PROCESS

APPLICATION	CODE	THINNER	DILUTION %	APPLICATION VISCOSITY ¹	RECOATING PERIOD
STEP 1 SANDING SAND THE SURFACE WITH SAND PAPER 180 AND WIPE CLEAN					
0359 0360	MTD [*] OR WATER	BRUSH / ROLLER 10 - 8 SPRAY 20 - 15 100 - %60 %	BRUSH / ROLLER 40 - 30 SPRAY 25 - 20	8 - 6 HRS 6 - 4 HRS	
1354	WATER	BASED ON REQUIREMENT	N/A	6 - 4 HRS	
STEP 2 TruCare WALL PRIMER SEALER-WB BRUSH / ROLLER / SPRAY					
STEP 3 ACRYLIC WALL PUTTY PUTTY KNIFE					
STEP 4 SANDING SAND THE SURFACE WITH SAND PAPER 180 AND WIPE CLEAN					
0359 0360	MTD [*] OR WATER	BRUSH / ROLLER 10 - 8 SPRAY 20 - 15 100 - %60 %	BRUSH / ROLLER 40 - 30 SPRAY 25 - 20	8 - 6 HRS 6 - 4 HRS	
STEP 5 TruCare WALL PRIMER SEALER-WB BRUSH / ROLLER / SPRAY					
STEP 6 SANDING SAND THE SURFACE WITH SAND PAPER 320 AND WIPE CLEAN					
0011	N/A	SCRAP/TROWEL/COLOR WASH FOAM/MASKING TAPE (BASED ON THE REQUIREMENT)	N/A	8 - 10 HRS	
0053	WATER	ROLLER 30 - 40	FELT ROLLER 24 - 40	4 - 6 HRS	
0028	WATER	5% WATER V/V ONLY IF REQUIRED	BRUSH 300 - 500 ROLLER 300 - 500	N/A	

1. Recoat period is quoted for 28° - 30°C and 60 - 65% Relative Humidity, these may vary under different conditions.

** Apply a 3rd coat of Royale Luxury Silk Emulsion as Basecoat if required
*** Contractor training required

ADDITIONAL INFORMATION

VOC CONTENT



PRECAUTIONS

- > Do not apply when ambient temperature is less than 10°C or if the temperature might drop to this level within 4 hrs of application.
- > Do not over-thin or over-extend the brush.
- > Tint using Asian Paints machine colourants only
- > Stir well and strain before use.
- > Tinted paints need thorough shaking immediately after tinter addition as well as before use.

POST PAINTING CARE

For best performance ensure dry dust cleaning at regular intervals. Allow drying time of 3 weeks for proper film formation before any sponge cleaning with mild soap solution.

SAFETY FEATURES

- > Kindly refer to the MSDS for Asian Paints Royale Play Imagica which gives detailed information on safety measures while handling the paint, which is available on request.
- > Store the container with the lid tightly closed in an upright position, in a cool, dry place
- > Keep out of reach of children and away from eatables.
- > May be harmful if swallowed. In case of ingestion seek immediate medical attention.
- > Wear eye protection during application. In case of contact with eyes, rinse immediately with plenty of water and seek medical advice.
- > In case of skin contact immediately wash skin with soap and plenty of water. Get medical attention if irritation develops or persists.
- > Do not breathe vapour or spray. It is recommended to wear suitable nose pad during sanding and surface preparation to avoid dust inhalation.
- > Do not pour leftover paint down the drain or in water courses.
- > In the event of spills, contain spillage using sand or earth.
- > No added Lead, Mercury or Chromium compounds.

TECHNICAL DETAILS

- a. Drying time: Surface dry time 30 min
- b. Sheen levels: 2 - 5 at 60 deg GH
- c. Flash point IS101/1987 Part 1, Sec 6: NA
- d. Stability of thinned paint: To be used within 12 hours



For enquiries, feedback and complaints, please call toll-free number **09612003355** or write to us at weasure.apbl@asianpaints.com