

PRODUCT CODE 0033

ROYALE PLAY BARIQ ARABIA COLLECTION

Asian Paints Royale Play Bariq Arabia collection consists of a water-based top coat finish with metallic pigments, available in a Silver or Gold base. The effect achieved with this product are inspired from the deserts and sand dunes of Arabia. These effects are perfectly suitable for decoration of interior walls in classical and modern environments to provide subtle sophisticated finishes. Bariq is an odorless and completely non-toxic paint.



WATER BASED

LEAD FREE* GUARANTEE

* All Asian Paints products contain no added Lead, Mercury, Arsenic or Chromium from April 2008.

PRODUCT BENEFITS

Special Effects

A number of Special Effects such as Drizzle, Whirl, Halo, Classic, Rain Storm, Ocean Wave, Sleet and Frost can be created using a variety of tools, with Asian Paints Royale Play Bariq Arabia Special Effects Paint.

Metallic Lustre

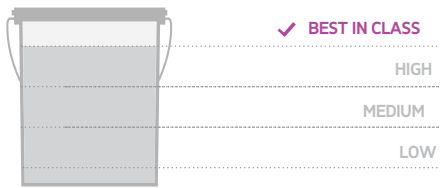
It provides a metallic lustre that lends elegance and style to the surface.

Easy Application

This product has been specially formulated so that it is easy to apply, allows the tools to move smoothly without much effort, retaining the pattern left by the tool that created. It provides sufficient open time to allow the creation of the effect.

PRODUCT FEATURES

WASHABILITY



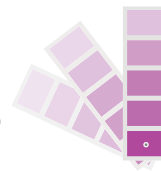
AVAILABLE PACKS



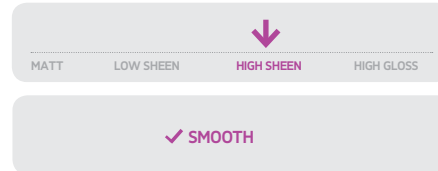
COLOURS AVAILABLE

24*

**Currently available in more than 1750 shades as per the Asian Paints Colour Spectra.



FINISH



COVERAGE

On normal masonry surface after brushing/roller


1 COAT
240 - 260 sq.ft/ltr**

2 COATS
110 - 130 sq.ft/ltr**

**Actual coverage may vary from the quoted coverage due to factors such as method and condition of application and surface roughness and porosity.

HOW TO APPLY

PRE PAINTING STEPS



PLASTER New masonry surfaces must be allowed to cure completely. It is recommended to allow 28 days as the curing time for new masonry surfaces.



CLEANING Surface should be free from any loose paint, dust or grease. Growths of fungus, algae or moss should be removed by wire brushing and water. When the underlying surface exhibits chalkiness, in spite of thorough surface cleaning, use Asian Paints TruCare Exterior Wall Primer Sealer.



FILLING FOR HOLES & DENTS
In case of dents and holes use Asian Paints TruCare Acrylic Wall Putty or white cement and fine sand in the ratio 1:3

PAINT APPLICATION PROCESS

APPLICATION

STEP 1
SANDING

STEP 2
ROYALE WALL BASECOAT
BRUSH / ROLLER / SPRAY

STEP 3
TruCare ACRYLIC WALL PUTTY
PUTTY KNIFE

STEP 4
SANDING

STEP 5
ROYALE WALL BASECOAT
BRUSH / SPRAY / ROLLER

STEP 6
SANDING

STEP 7
FIRST COAT ROYALE PLAY BARIQ ARABIA COLLECTION
FELT ROLLER*

STEP 8
SECOND COAT ROYALE PLAY BARIQ ARABIA COLLECTION
FELT ROLLER*

CODE	THINNER	DILUTION %	APPLICATION VISCOSITY ¹	RECOATING PERIOD
SAND THE SURFACE WITH SAND PAPER 180 AND WIPE CLEAN				
0052	WATER	BRUSH / ROLLER SPRAY 50% - 60 %	BRUSH / ROLLER 30 - 40 SPRAY 20 - 25	4 - 6 HRS
0064	WATER	BASED ON REQUIREMENT	N/A	4 - 6 HRS
SAND THE SURFACE WITH SAND PAPER 180 AND WIPE CLEAN				
0052	WATER	BRUSH / ROLLER SPRAY 50% - 60 %	BRUSH / ROLLER 30 - 40 SPRAY 20 - 25	4 - 6 HRS
SAND THE SURFACE WITH SAND PAPER 320 AND WIPE CLEAN				
0053	WATER	ROLLER 30 - 40	FELT ROLLER 24 - 40	4 - 6 HRS
0053	WATER	ROLLER 30 - 40	FELT ROLLER 24 - 40	4 - 6 HRS

1. Measurements using a measuring cup. 2. Recoat period is quoted for 25°C and 50% Relative Humidity, these may vary under different conditions.

HOW TO CHOOSE COLOURS

Browse through Asian Paints colour tools to help you find the right colour combination

COLOUR SPECTRA FAN DECK*

BARIQ
SWATCH CARD



*These shades are for reference only. Please refer to the Colour Spectra or Colour Palette for correct shade reference

ADDITIONAL INFORMATION

VOC CONTENT



**LOW VOC
CONTENT**

PRECAUTIONS

- > Do not apply when ambient temperature is less than 10°C or if the temperature might drop to this level within 4 hrs of application.
- > Do not over-thin or over-extend the brush.
- > Tint using Asian Paints machine colourants only
- > Stir well and strain before use.
- > Tinted paints need thorough shaking immediately after tinter addition as well as before use.

POST PAINTING CARE

- > The Golden rule for removing any wall stains is that one should remove it immediately.
- > Remove all dirt using a clean cloth or duster. Always remove dirt from top to bottom, this helps in avoiding loose dirt to smudge the walls.
- > For regular household stains like pencil, tea, coffee, crayons etc, use 5% soap/ detergent solution. Use a sponge to remove the stains.
- > In case of tough stains like turmeric, sketch pen, use a mild detergent solution (e.g Pril, Vim Liquid etc) for cleaning the stains.

SAFETY FEATURES

- > Kindly refer to the MSDS for Asian Paints Royale Luxury Emulsion- Silk which gives detailed information on safety measures while handling the paint, which is available on request.
- > Store the container with the lid tightly closed in an upright position, in a cool, dry place
- > Keep out of reach of children and away from eatables.
- > May be harmful if swallowed. In case of ingestion seek immediate medical attention.
- > Wear eye protection during application. In case of contact with eyes, rinse immediately with plenty of water and seek medical advice.
- > In case of skin contact immediately wash skin with soap and plenty of water. Get medical attention if irritation develops or persists.
- > Do not breathe vapour or spray. It is recommended to wear suitable nose pad during sanding and surface preparation to avoid dust inhalation.
- > Do not pour leftover paint down the drain or in water courses.
- > In the event of spills, contain spillage using sand or earth.
- > No added Lead, Mercury or Chromium compounds.

TECHNICAL DETAILS

- a. Drying time: Surface dry time 30 min
- b. Flash point IS101/1987 Part 1, Sec 6: NA
- c. Stability of thinned paint: To be used within 6 - 8 hours