

PRODUCT CODE: 0024

## Roofing Compound

Asian Paints Roofing compound is a water-based high performance coatings for roof and roof tiles. This long lasting exterior finish specially formulated to withstand tropical conditions of high rain fall, humidity & heat.



WATER BASED

**LEAD FREE\* GUARANTEE**

\* All Asian Paints products contain no added Lead, Mercury, Arsenic or Chromium from April 2008.

### PRODUCT BENEFITS



#### Colour Stay Technology

Roofing Compound uses specially formulated high performance colour pigments and binder technology, which offer excellent resistance to ultraviolet radiation. This ensures brighter, cleaner shades that will not fade, ensure your home continues to look beautiful over time.

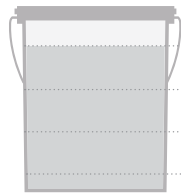


#### Performance

It has excellence water repellency property and provide resistance against algal & fungal growth. Seals hair crack and stops water seepage. Reduce room temperature by 2-3 deg C.

### PRODUCT FEATURES

#### WASHABILITY



✓ **BEST IN CLASS**

HIGH

MEDIUM

LOW

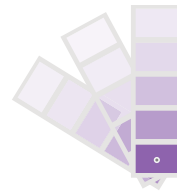
#### AVAILABLE PACKS



#### COLOURS AVAILABLE

5\*

\*Currently available five Colour



#### FINISH



#### COVERAGE

On normal masonry surface by brushing/Roller



**1 COAT**

80 - 100 sq.ft/ltr\*\*



**2 COATS**

50 - 60 sq.ft/ltr\*\*


\*\*Actual coverage may vary from the quoted coverage due to factors such as method and condition of application and surface roughness and porosity.

### HOW TO APPLY

#### PRE PAINTING STEPS



**PLASTER** New masonry surfaces must be allowed to cure completely. It is recommended to allow 28 days as the curing time for new masonry surfaces.



**CLEANING** Surface should be free from any loose paint, dust or grease. Growths of fungus, algae or moss should be removed by wire brushing and water. When the underlying surface exhibits chalkiness, in spite of thorough surface cleaning, use Asian Paints TruCare EXTERIOR WALL PRIMER SEALER



**FILLING FOR HOLES & DENTS** In case of dents and holes use Asian Paints TruCare Wall Putty or a mix of white cement and fine sand in the ratio 1:3

**Roofing Compound should not be applied on surfaces / substrates that are subjected to continuous seepage or dampness.**

#### PAINT APPLICATION PROCESS

APPLICATION	PRODUCT CODE	THINNER	DILUTION % (BY VOLUME)	APPLICATION <sup>1</sup> VISCOSITY (SEC)	RECOATING PERIOD <sup>2</sup> (HOURS)
STEP 1 SANDING	Surface must be properly cured and dried free from aggressive moisture				
STEP 2 ROOFING COMPOUND BRUSH / ROLLER	0024	WATER	BRUSH 25 - 30 ROLLER 25 - 30	N/A	4 HRS
STEP 3 ROOFING COMPOUND BRUSH / ROLLER	0024	WATER	BRUSH 10-15 ROLLER 10-15	N/A	4 - 6 HRS
STEP 4 SECOND COAT APEX ULTIMA BRUSH / ROLLER	0026	WATER			


1. Recoat period is quoted for 25°C and 50% Relative Humidity, these may vary under different conditions.  
2. Some shades may require 3 coats for proper hiding.

## HOW TO CHOOSE COLOURS

\*These shades are for reference only. Please refer to the Colour Spectra or Colour Palette for correct shade reference

### FORESITE SERVICE

Choosing the right combination of shades for your home can be difficult. At such times, you could do with some professional help. Asian Paints Foresite provides you with prints for your home in 3 colour combinations, as selected by you. Visit an Asian Paints Colour World retail store which offers this service, and furnish a digital photograph (resolution 300-dpi or more) to the dealer.



## ADDITIONAL INFORMATION

### VOC CONTENT



**LOW VOC  
CONTENT**

### PRECAUTIONS

- > Do not apply when ambient temperature is less than 10°C or if the temperature might drop to this level within 4 hrs of application.
- > Do not over-thin or over-extend the brush.
- > Tint using Asian Paints machine colourants only
- > Stir well and strain before use.
- > Tinted paints need thorough shaking immediately after tinter addition as well as before use.

### POST PAINTING CARE


For the best performance of the paint, ensure proper washing of the painting surface and cleaning of all algal and fungal growth, if any, at regular intervals of six months.

### TECHNICAL DETAILS

- a. **Drying time:** Surface dry time 30 min
- b. **Sheen levels:** 3 - 12 at 60 deg GH
- c. **Flash point IS101/1987 Part 1, Sec 6:** NA
- d. **Stability of thinned paint:** To be used within 12 hours

### SAFETY FEATURES

- > Kindly refer to the MSDS for Roofing Compound which gives detailed information on safety measures while handling the paint.
- > Store the container with the lid tightly closed in an upright position, in a cool, dry place
- > Keep out of reach of children and away from food, drink
- > May be harmful if swallowed. In case of ingestion seek immediate medical attention.
- > Wear eye protection during application. In case of contact with eyes, rinse immediately with plenty of water and seek medical advice.
- > In case of skin contact immediately wash skin with soap and plenty of water. Get medical attention if irritation develops or persists.
- > Do not breathe vapour or spray. It is recommended to wear suitable nose pad during sanding and surface preparation to avoid dust inhalation
- > Do not pour leftover paint down the drain or in water courses.
- > In the event of spills, contain spillage using sand or earth.
- > Safety Data Sheet available for professional user on request.
- > No added Lead, Mercury or Chromium compounds



### Asian Paints Bangladesh Ltd.

**Head Office:** The Pearl Trade Centre (PTC), Cha-90/3, Progoti Sarani, North Badda, Dhaka - 1212. Phone: 09612003355

**Factory & Registered Office:** Gazipur Factory: Plot# 317 & 757, Bahadurpur, Gazipur-1703 | Mirsarai Factory: Plot # 36, Zone 6, Mirsarai Economic Zone, Chittagong - 4324