

PRODUCT CODE 0023

## Asian Paints Acrylic Distemper

Asian Paints Acrylic Distemper is a water-based, interior wall paint. It gives walls a smooth and matt finish. Its fortified formulation delivers a combination of good looks and durable performance.

### PRODUCT BENEFITS

#### Environment friendly

Asian Paints Acrylic Distemper is based on an acrylic co-polymer formulation. It is environment friendly, contains no added lead, cadmium, mercury or arsenic.

#### Finish

It has a high wet edge time which gives a uniform matt finish.

#### Durability

It has a high durability with strong anti-chalking performance.

#### Maintenance

This product has been specifically formulated such that it is easy to maintain.



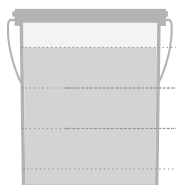
WATER BASED

LEAD FREE\* GUARANTEE

\* All Asian Paints products contain no added Lead, Mercury, Arsenic or Chromium from April 2008.

### PRODUCT FEATURES

#### WASHABILITY



BEST IN CLASS

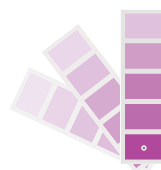
HIGH

✓ MEDIUM

LOW

#### COLOURS AVAILABLE

700+\*



\*Currently available in more than 700 shades as per the Asian Paints Colour Spectra.

#### COVER

On smooth primed masonry surface



1 COAT

130 - 150 sq.ft./ltr\*\*

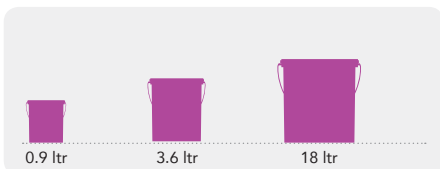


2 COATS

65 - 75 sq.ft./lr\*\*

\*\*Actual coverage may vary from the quoted coverage due to factors such as method and condition of application and surface roughness and porosity.

#### AVAILABLE PACKS



#### FINISH



MATT LOW SHEEN HIGH SHEEN HIGH GLOSS

✓ MATT

### HOW TO APPLY

#### PRE PAINTING STEPS



**PLASTER** New masonry surfaces must be allowed to cure completely. It is recommended to allow 28 days as the curing time for new masonry surfaces.



**CLEANING** Surface should be free from any loose paint, dust or grease. Growths of fungus, algae or moss should be removed by wire brushing and water. When the underlying surface exhibits chalkiness, in spite of thorough surface cleaning, use Asian Paints TruCare Exterior Sealer.



**FILLING FOR HOLES & DENTS** In case of dents and holes use Asian Paints TruCare Acrylic Wall Putty or white cement and fine sand in the ratio 1:3

**Acrylic Distemper should not be applied on surfaces/substrates that are subjected to continuous seepage or dampness.**

#### PAINT APPLICATION PROCESS

APPLICATION	CODE	THINNER	DILUTION %	APPLICATION VISCOSITY <sup>1</sup>	RECOATING PERIOD
STEP 1 TruCare APCOLITE WALL PRIMER SEALER-WB BRUSH / ROLLER	0060	WATER	BRUSH / ROLLER 80 - 100%	BRUSH / ROLLER 30-40	4 - 6 HRS
STEP 2 ASIAN PAINTS TruCare WALL PUTTY PUTTY KNIFE	0064	WATER	SMALL AMOUNTS TO IMPROVE FLOWABILITY	N/A	6 - 8 HRS
STEP 3 SANDING	SAND THE SURFACE WITH EMERY PAPER 320 AND WIPE CLEAN				
STEP 4 FIRST COAT ACRYLIC DISTEMPER BRUSH/ROLLER	0023	WATER	80 - 100	N/A	6 HRS
STEP 5 SECOND COAT ACRYLIC DISTEMPER BRUSH/ROLLER	0023	WATER	80 - 100	N/A	6 HRS

1. As measured through a Ford cup.

2. Recoat period is quoted for 30°C and 60 - 65% Relative Humidity, these may vary under different conditions.

## ADDITIONAL INFORMATION

### VOC CONTENT



**LOW VOC  
CONTENT**

### PRECAUTIONS

- > Do not apply when ambient temperature is less than 10°C or if the temperature might drop to this level within 4 hrs of application.
- > Do not over-thin or over-extend the brush.
- > Use Asian Paints Universal Stainer to obtain customised shades.
- > Stir well and strain before use.
- > Tinted paints need thorough shaking immediately after stainer addition as well as before use.

### POST PAINTING CARE

For removing stains, sponge clean with a mild soap solution followed by wiping with clean water. Ensure a drying time of minimum 4 weeks from application before cleaning.

### TECHNICAL DETAILS

- a. Drying time:** Surface dry time 15 min
- b. Flash point IS101/1987 Part 1, Sec 6:** Non - flammable
- d. Stability of thinned paint:** To be used within 12 hours

### SAFETY FEATURES

- > Kindly refer to the MSDS for Asian Paints Acrylic Distemper which gives detailed information on safety measures while handling the paint, which is available on request.
- > Store the container with the lid tightly closed in an upright position, in a cool, dry place.
- > Keep out of reach of children and away from eatables.
- > May be harmful if swallowed. In case of ingestion seek immediate medical attention.
- > Wear eye protection during application. In case of contact with eyes, rinse immediately with plenty of water and seek medical advice.
- > In case of skin contact immediately wash skin with soap and plenty of water. Get medical attention if irritation develops or persists.
- > Do not breathe vapour or spray. It is recommended to wear suitable nose pad during sanding and surface preparation to avoid dust inhalation.
- > Do not pour leftover paint down the drain or in water courses.
- > In the event of spills, contain spillage using sand or earth.
- > No added Lead, Mercury or Chromium compounds.

