

PRODUCT CODE 0040

Apcolite Premium Matt Enamel

Asian Paints Apcolite Premium Matt Enamel imparts a shiny new look to surfaces painted with this finish. It forms a tough film that is highly resistant to household stains. It thereby serves as a protective armour around the painted surface.



SOLVENT BASED

LEAD FREE* GUARANTEE

* All Asian Paints products contain no added Lead, Mercury, Arsenic or Chromium from April 2008.

PRODUCT BENEFITS

High Matt Finish

Apcolite Premium Matt Enamel gives a matt finish for your doors, windows, grills & gates

Tough and Durable

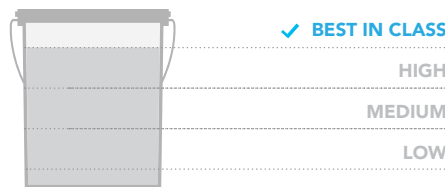
The oil based film of Apcolite Premium Matt Enamel makes it one of the toughest & most durable paints which forms a protective armour around surfaces

Stain Gaurd

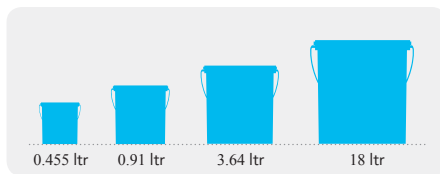
Apcolite Premium Matt Enamel is a highly washable paint, thus you can wipe off most common household stains easily

PRODUCT FEATURES

WASHABILITY

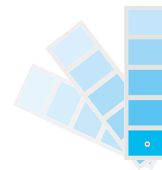


AVAILABLE PACKS



COLOURS AVAILABLE

1737*



*Currently available in 1737 shades as per the Colourworld Fandeck

FINISH

MATT LOW SHEEN HIGH SHEEN **HIGH GLOSS**

↓

✓ **SILKY SMOOTH**

COVERAGE

On smooth masonry surface by brushing

1 COAT
140 - 160 sq.ft./ltr**

2 COATS
70 - 80 sq.ft./ltr**

**Actual coverage may vary from the quoted coverage due to factors such as method and condition of application and surface roughness and porosity.

HOW TO APPLY

PRE PAINTING STEPS

PLASTER New masonry surfaces must be allowed to cure completely. It is recommended to allow 28 days as the curing time for new masonry surfaces.

CLEANING Surface should be free from any loose paint, dust or grease. Growths of fungus, algae or moss should be removed by wire brushing.

SEALER / PRIMER Apply a coat of sealer depending on the surface. For mild steel surface, use TruCare Anti Corrosive Primer Red Oxide (drying time 18-24 hours). For wall surfaces, use Asian Paints TruCare Wall Primer Sealer - ST (drying time 18 - 24 hours). For wooden surfaces, use Metacare Auto Surfacer (drying time 12-18 hours). For galvanized iron surfaces, use Metacare Wash Primer (drying time 4 - 6 hours).

FILLING FOR HOLES & DENTS ON WALL In case of dents and holes use Asian Paints TruCare Acrylic Wall Putty or white cement and fine sand in the ratio 1:3

Apcolite Premium Matt Enamel should not be applied on surfaces/substrates that are subjected to continuous seepage or dampness.

PAINT APPLICATION PROCESS

APPLICATION	CODE	THINNER	DILUTION %	APPLICATION VISCOSITY ¹	RECOATING PERIOD
STEP 1 SANDING SAND THE SURFACE WITH SAND PAPER 180 AND WIPE CLEAN					
0063	0061	T101 *	BRUSH10 - 15	BRUSH 40 - 50	18-24 HRS
0061			SPRAY 15 - 20	SPRAY 25 - 30	8-10 HRS
0064	0064	WATER	BASED ON REQUIREMENT	BASED ON REQUIREMENT	6 - 8 HRS
STEP 2 ACP RED OXIDE / TruCare WALL PRIMER SEALER-ST					
STEP 3 TruCare WALL PUTTY					
STEP 4 SANDING SAND THE SURFACE WITH SAND PAPER 180 AND WIPE CLEAN					
0063	0061	T101 *	BRUSH10 - 15	BRUSH 40-50	18-24 HRS
0061			SPRAY 15 - 20	SPRAY 25 - 30	8-10 HRS
STEP 5 ACP RED OXIDE / TruCare WALL PRIMER SEALER-ST					
STEP 6 SANDING SAND THE SURFACE WITH SAND PAPER 220 AND WIPE CLEAN					
0042	0042	T101 *	BRUSH 10 - 15	BRUSH 55 - 60	18-24 HRS
0042			SPRAY 15 - 20	SPRAY 22 - 25	18-24 HRS
STEP 7 FIRST COAT APCOLITE PREMIUM MATT ENAMEL BRUSH / ROLLER / SPRAY					
0042	0042	T101 *	BRUSH 8 - 10	BRUSH 55 - 60	18-24 HRS
0042			SPRAY 15 - 20	SPRAY 22 - 25	18-24 HRS
STEP 8 SECOND COAT APCOLITE PREMIUM MATT ENAMEL BRUSH / ROLLER / SPRAY					

1. As measured through a Ford cup.
2. Recoat period is quoted for 25°C and 50% Relative Humidity, these may vary under different conditions.
3. Ensure that the metal substrates are free from oil, grease and rust before paint application.

HOW TO CHOOSE COLOURS

Browse through Asian Paints colour tools to help you find the right colour combination

COLOUR SPECTRA FAN DECK*

APCOLITE ENAMEL SHADE CARD



*These shades are for reference only. Please refer to the Colour Spectra or Colour Palette for correct shade reference

ADDITIONAL INFORMATION

POST PAINTING CARE

For the best performance of the paint, ensure proper washing and cleaning of all algal and fungal growth, if any, at regular intervals of six months.

PRECAUTIONS

- > Do not apply when ambient temperature is less than 10°C or if the temperature might drop to this level within 4 hrs of application.
- > Do not over-thin or over-extend the brush.
- > Tint using Asian Paints machine colourants only
- > Stir well and strain before use.
- > Tinted paints need thorough shaking immediately after tinter addition as well as before use.

TECHNICAL DETAILS

- a. Drying time:** Surface dry time 3 hrs
- b. Matt levels:** 75 - 85 on tin plate at 20 Deg Matt Head
- c. 1s101/1987 Part 1 Sec 6 35 Deg C (95 Deg F)**
- d. Stability of thinned paint:** To be used within 24 hours.

SAFETY FEATURES

- > Kindly refer to the MSDS for Asian Paints Apcolite Premium Matt Enamel which gives detailed information on safety measures while handling the paint, which is available on request.
- > Store the container with the lid tightly closed in an upright position, in a cool, dry place.
- > Keep out of reach of children and away from eatables.
- > May be harmful if swallowed. In case of ingestion seek immediate medical attention.
- > Wear eye protection during application. In case of contact with eyes, rinse immediately with plenty of water and seek medical advice.
- > In case of skin contact immediately wash skin with soap and plenty of water. Get medical attention if irritation develops or persists.
- > Do not breathe vapour or spray. It is recommended to wear suitable nose pad during sanding and surface preparation to avoid dust inhalation
- > Do not pour leftover paint down the drain or in water courses.
- > In the event of spills, contain spillage using sand or earth.
- > No added Lead, Mercury or Chromium compounds.

Asian Paints Bangladesh Ltd.

Head Office: The Pearl Trade Centre (PTC), Cha-90/3, Progoti Sarani, North Badda, Dhaka - 1212. Phone: 09612003355

Factory & Registered Office: Gazipur Factory: Plot# 317 & 757, Bahadurpur, Gazipur-1703

Mirsarai Factory: Plot # 36, Zone 6, Mirsarai Economic Zone, Chittagong - 4324