

PRODUCT CODE 0040

## Apcolite Premium Gloss Enamel

Asian Paints Apcolite Premium Gloss Enamel imparts a shiny new look to surfaces painted with this finish. It forms a tough film that is highly resistant to household stains. It thereby serves as a protective armour around the painted surface.



SOLVENT BASED

**LEAD FREE\* GUARANTEE**

\* All Asian Paints products contain no added Lead, Mercury, Arsenic or Chromium from April 2008.

### PRODUCT BENEFITS

#### High Gloss Finish

Apcolite Premium Gloss Enamel gives a mirror like gloss for your doors, windows, grills & gates

#### Tough and Durable

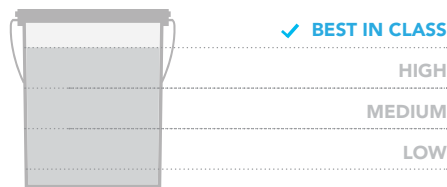
The oil based film of Apcolite Premium Gloss Enamel makes it one of the toughest & most durable paints which forms a protective armour around surfaces

#### Stain Guard

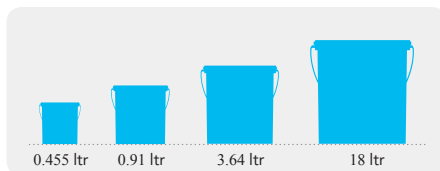
Apcolite Premium Gloss Enamel is a highly washable paint, thus you can wipe off most common household stains easily

### PRODUCT FEATURES

#### WASHABILITY

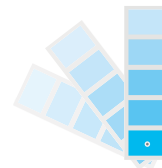


#### AVAILABLE PACKS



#### COLOURS AVAILABLE

**1737\***



\*Currently available in 1737 shades as per the Colourworld Fandeck

#### FINISH

MATT   LOW SHEEN   HIGH SHEEN   **HIGH GLOSS**

↓

✓ **SILKY SMOOTH**

#### COVERAGE

On smooth masonry surface by brushing



**1 COAT**  
140 - 160 sq.ft./ltr\*\*



**2 COATS**  
70 - 80 sq.ft./ltr\*\*

\*\*Actual coverage may vary from the quoted coverage due to factors such as method and condition of application and surface roughness and porosity.

### HOW TO APPLY

#### PRE PAINTING STEPS

**PLASTER** New masonry surfaces must be allowed to cure completely. It is recommended to allow 28 days as the curing time for new masonry surfaces.

**CLEANING** Surface should be free from any loose paint, dust or grease. Growths of fungus, algae or moss should be removed by wire brushing.

**SEALER / PRIMER** Apply a coat of sealer depending on the surface. For mild steel surface, use Apcolite Anti Corrosive Primer Red Oxide (drying time 18-24 hours). For wall surfaces, use Asian Paints TruCare Wall Primer Sealer - ST (drying time 18 - 24 hours). For wooden surfaces, use Metacare Auto Surfacer (drying time 12-18 hours). For galvanized iron surfaces, use Metacare Wash Primer (drying time 4 - 6 hours).

**FILLING FOR HOLES & DENTS ON WALL** In case of dents and holes use Asian Paints TruCare Acrylic Wall Putty or white cement and fine sand in the ratio 1:3

**Apcolite Premium Gloss Enamel should not be applied on surfaces/substrates that are subjected to continuous seepage or dampness.**

#### PAINT APPLICATION PROCESS

APPLICATION	CODE	THINNER	DILUTION %	APPLICATION VISCOSITY <sup>1</sup>	RECOATING PERIOD
STEP 1 SANDING					
SAND THE SURFACE WITH SAND PAPER 180 AND WIPE CLEAN					
0063	T101*		BRUSH10 - 15 SPRAY 15 - 20	BRUSH 40 - 50 SPRAY 25 - 30	18-24 HRS 8-10 HRS
0061					
0064	WATER		BASED ON REQUIREMENT	BASED ON REQUIREMENT	6 - 8 HRS
STEP 2 ACP RED OXIDE / TruCare WALL PRIMER SEALER-ST					
STEP 3 TruCare WALL PUTTY					
STEP 4 SANDING					
SAND THE SURFACE WITH SAND PAPER 180 AND WIPE CLEAN					
0063	T101*		BRUSH10 - 15 SPRAY 15 - 20	BRUSH 40-50 SPRAY 25 - 30	18-24 HRS 8-10 HRS
0061					
STEP 5 ACP RED OXIDE / TruCare WALL PRIMER SEALER-ST					
STEP 6 SANDING					
SAND THE SURFACE WITH SAND PAPER 220 AND WIPE CLEAN					
0040	T101*		BRUSH 10 - 15 SPRAY 15 - 20	BRUSH 55 - 60 SPRAY 22 - 25	18-24 HRS
0040					
STEP 7 FIRST COAT APCOLITE PREMIUM GLOSS ENAMEL BRUSH / ROLLER / SPRAY					
STEP 8 SECOND COAT APCOLITE PREMIUM GLOSS ENAMEL BRUSH / ROLLER / SPRAY					

1. As measured through a Ford cup.  
2. Recoat period is quoted for 25°C and 50% Relative Humidity, these may vary under different conditions.  
3. Ensure that the metal substrates are free from oil, grease and rust before paint application.

## HOW TO CHOOSE COLOURS

Browse through Asian Paints colour tools to help you find the right colour combination

COLOUR SPECTRA FAN DECK\*

APCOLITE ENAMEL SHADE CARD



\*These shades are for reference only. Please refer to the Colour Spectra or Colour Palette for correct shade reference

## ADDITIONAL INFORMATION

### POST PAINTING CARE

For the best performance of the paint, ensure proper washing and cleaning of all algal and fungal growth, if any, at regular intervals of six months.

### PRECAUTIONS

- > Do not apply when ambient temperature is less than 10°C or if the temperature might drop to this level within 4 hrs of application.
- > Do not over-thin or over-extend the brush.
- > Tint using Asian Paints machine colourants only
- > Stir well and strain before use.
- > Tinted paints need thorough shaking immediately after tinter addition as well as before use.

### TECHNICAL DETAILS

- a. Drying time:** Surface dry time 3 hrs
- b. Gloss levels:** 75 - 85 on tin plate at 20 Deg Gloss Head
- c. 1s101/1987 Part 1 Sec 6 35 Deg C (95 Deg F)**
- d. Stability of thinned paint:** To be used within 24 hours.

### SAFETY FEATURES

- > Kindly refer to the MSDS for Asian Paints Apcolite Premium Gloss Enamel which gives detailed information on safety measures while handling the paint, which is available on request.
- > Store the container with the lid tightly closed in an upright position, in a cool, dry place.
- > Keep out of reach of children and away from eatables.
- > May be harmful if swallowed. In case of ingestion seek immediate medical attention.
- > Wear eye protection during application. In case of contact with eyes, rinse immediately with plenty of water and seek medical advice.
- > In case of skin contact immediately wash skin with soap and plenty of water. Get medical attention if irritation develops or persists.
- > Do not breathe vapour or spray. It is recommended to wear suitable nose pad during sanding and surface preparation to avoid dust inhalation
- > Do not pour leftover paint down the drain or in water courses.
- > In the event of spills, contain spillage using sand or earth.
- > No added Lead, Mercury or Chromium compounds.