

PRODUCT CODE 0027

## TruCare Exterior Wall Primer Sealer

Asian Paints TruCare Exterior Wall Primer Sealer is a water-based wall coating suitable for application on exteriors as an undercoat to exterior emulsions.



WATER BASED

**LEAD FREE<sup>†</sup> GUARANTEE**

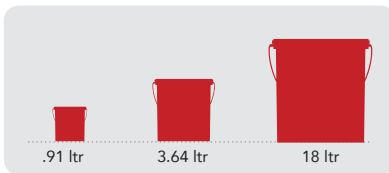
\* All Asian Paints products contain no added Lead, Mercury, Arsenic or Chromium from April 2008.

### PRODUCT BENEFITS

1. Excellent opacity and whiteness
2. Improves appearance of top coat
3. Does not chalk and can be applied on adequately cured fresh plaster
4. Does not require curing with water
5. Provides excellent adhesion to top coat emulsions
6. Prevents peeling off of top coat emulsions

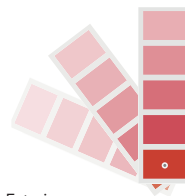
### PRODUCT FEATURES

#### AVAILABLE PACKS



#### COLOURS AVAILABLE

**White\***



Please note: Asian Paints TruCare Exterior Wall Primer Sealer is an undercoat

#### COVERAGE

On smooth masonry surface by brushing

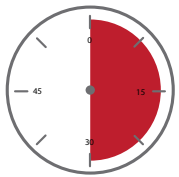


**1 COAT**

150 - 180  
sq.ft/ltr\*\*

\*\*Actual coverage may vary from the quoted coverage due to factors such as method and condition of application and surface roughness and porosity.

#### DRYING TIME TO RECOAT



**4-5 HOURS**

#### RECOMMENDED USAGE



It can be used on all types of exterior cement plasters, exterior ceilings, asbestos sheets, concrete and existing painted surfaces.

### HOW TO APPLY

#### PRE PAINTING STEPS



**PLASTER** New masonry surfaces must be allowed to cure completely. It is recommended to allow 28 days as the curing time for new masonry surfaces.



**CLEANING** Ensure that surface is completely free from all dirt, loosely held plaster, powdery residue, oil, grease or any other contamination. Any previous growth of fungus, algae or moss needs to be removed thoroughly by vigorous wire brushing and cleaning with water.



**FILLING FOR HOLES & DENTS** In case of dents and holes use Asian TruCare Wall Putty or white cement and fine sand in the ratio 1:3

#### APPLICATION PROCESS

APPLICATION	CODE	THINNER	DILUTION %	APPLICATION VISCOSITY <sup>1</sup>	RECOATING PERIOD
STEP 1 SANDING SAND THE SURFACE WITH EMERY PAPER 180 AND WIPE CLEAN					
STEP 2 ASIAN PAINTS TruCare WALL PUTTY (OPTIONAL) KNIFE / TROWEL	0031	WATER	40% - 50%	N/A	6 - 8 HRS
STEP 3 ASIAN PAINTS TruCare EXTERIOR WALL PRIMER SEALER BRUSH / ROLLER	0027	WATER	80% - 100%	BRUSH /ROLLER 20-30	4 - 5 HRS
STEP 4 APPLICATION OF TOP COAT BRUSH / ROLLER APPLY EMULSION COAT OVER TruCare EXTERIOR WALL PRIMER SEALER					

1. Recoat period is quoted for 25°C and 50% Relative Humidity, these may vary under different conditions.

## ADDITIONAL INFORMATION

### POST PAINTING CARE

Apply an emulsion coat over TruCare Exterior Wall Primer Sealer.

### TECHNICAL DETAILS

- a. **Drying time:** Surface dry time 30 min
- b. **Flash point IS101/1987 Part 1, Sec 6:** NA
- c. **Stability of thinned paint:** To be used within 12 hours

### PRECAUTIONS

- > Do not apply when ambient temperature is less than 10°C or if the temperature might drop to this level within 4 hrs of application.
- > Do not over-thin or over-extend the brush
- > Do not use Apcolite Universal Stainers or any other colourants
- > Stir well and strain before use
- > In coastal areas, it is not recommended to leave the primer without the application of top coats for a long period of time

### SAFETY FEATURES

- > Kindly refer to the MSDS for Asian Paints TruCare Exterior Wall Primer Sealer which gives detailed information on safety measures while handling the paint.
- > Store the container with the lid tightly closed in an upright position, in a cool, dry place
- > Keep out of reach of children and away from food, drink
- > May be harmful if swallowed. In case of ingestion seek immediate medical attention.
- > Wear eye protection during application. In case of contact with eyes, rinse immediately with plenty of water and seek medical advice.
- > In case of skin contact immediately wash skin with soap and plenty of water. Get medical attention if irritation develops or persists.
- > Do not breathe vapour or spray. It is recommended to wear suitable nose pad during sanding and surface preparation to avoid dust inhalation
- > Do not pour leftover paint down the drain or in water courses.
- > In the event of spills, contain spillage using sand or earth.
- > Safety Data Sheet available on request.
- > No added Lead, Mercury or Chromium compounds



## Asian Paints Bangladesh Ltd.

**Head Office:** The Pearl Trade Centre (PTC), Cha-90/3, Progoti Sarani, North Badda, Dhaka - 1212. Phone: 09612003355

**Factory & Registered Office:** Gazipur Factory - Plot:# 317 & 757, Bahadurpur, Gazipur-1703 | Mirsarai Factory - Plot # 36, Zone 6, Mirsarai Economic Zone, Bangabandhu Sheikh Mujib Industrial City, Chittagong - 4324