

PRODUCT CODE 0052

Royale Wall Basecoat

Asian Paints Royale Wall Basecoat is a modified acrylic, water-based alkali resistant primer with silicone additives. It provides best in class adhesion. It is designed for Interior surfaces and can resist primary efflorescence.

PRODUCT BENEFITS

Excellent Adhesion

Provides Excellent Adhesion

Alkali Resistance

Alkali Resistant – Upto pH 12.5

Resists Efflorescence

Resists Primary Efflorescence

Superior Whiteness


Provides Superior Whiteness

Moisture Resistance

Mild Moisture Resistant Upto 15%

Finish

Better Topcoat Coverage and Finish



WATER BASED

asianpaints
LEAD FREE* GUARANTEE

* All Asian Paints products contain no added Lead, Mercury, Arsenic or Chromium from April 2008.



PRODUCT FEATURES

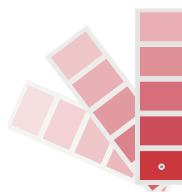
AVAILABLE PACKS



Shelf life: 3 years from date of manufacture in original tightly closed containers. Keep the container away from direct sunlight and excessive heat.

COLOURS AVAILABLE

White*



*Please note: Royale Wall Basecoat is an undercoat

COVERAGE


On smooth masonry surface by brushing




1 COAT
175 - 210
sq.ft/ltr**

**Actual coverage may vary from the quoted coverage due to factors such as method and condition of application and surface roughness.

DRYING TIME TO RECOAT




RECOMMENDED USAGE




It can be used on interior or exterior concrete, masonry, plaster surfaces and brick work. It can be used on fresh/green plaster and processed sand substrate too.

HOW TO APPLY

PRE PAINTING STEPS



PLASTER New masonry surfaces must be allowed to cure completely for best results. It is recommended to allow 28 days as curing time for new masonry surfaces. However, Asian Paints Smart Care Primer can be applied on fresh concrete as well.






CLEANING It is important that the surface should be cleaned thoroughly and be dry before Royale Wall Basecoat application. Also, ensure that the surface is completely free from dirt, loosely held plaster, powdery residue, oil, grease or any other contamination.



FILLING FOR CRACKS For or filling cracks up to 3mm use Asian Paints SmartCare Crack Seal. In case of dents and holes use Asian Wall Putty or white cement and fine sand in the ratio 1:3. Sand the surface with sand paper 180 and wipe clean.



APPLICATION PROCESS

APPLICATION	CODE	THINNER	DILUTION %	APPLICATION VISCOSITY ¹	RECOATING PERIOD
STEP 1 FIRST COAT ROYALE WALL BASECOAT	0052	 WATER	50% - 60%	N/A	4 - 5 HRS
STEP 2 SANDING	SMOOTHEN THE SURFACE BY FILLING DENTS WITH A THIN COAT OF ASIAN PAINTS ACRYLIC WALL PUTTY				
STEP 3 TruCare ACRYLIC WALL PUTTY KNIFE/TROWEL	0064	 WATER	2 - 3% IF REQUIRED	PUTTY KNIFE	4 - 6 HRS
STEP 4 SANDING	SAND WITH SAND PAPER 180 AND WIPE CLEAN				
STEP 5 SECOND COAT ROYALE WALL BASECOAT BRUSH/ROLLER	0052	 WATER	50% - 60%	N/A	4 - 5 HRS
STEP 6 SANDING	LIGHTLY SAND WITH SAND PAPER 320/400 AND WIPE CLEAN				
STEP 7 TOP COAT APPLICATION OF TOP COAT	APPLY 2 - 3 COATS OF TOPCOAT WITH AN INTERVAL OF 4 HRS BETWEEN COATS				

1. As measured through a Ford cup.

2. Recoat period is quoted for 25°C and 50% Relative Humidity, these may vary under different conditions.

ADDITIONAL INFORMATION

POST PAINTING CARE

Apply an emulsion coat over Asian Paints Royale Wall Basecoat. If left as such for a long time before application of emulsion coat, ensure that Asian Paints SmartCare BioBlock is mixed with primer and applied to prevent algal growth.

TECHNICAL DETAILS

- a. Drying time:** Surface dry time 30 min
b. Flash point IS101/1987 Part 1, Sec 6: NA
c. Stability of thinned paint: To be used within 16 hours

PRECAUTIONS

- › Do not apply when ambient temperature is less than 10°C or if the temperature might drop to this level within 4 hrs of application.
- › Do not over-thin or over-extend the brush.
- › Stir well and strain before use.
- › Relative humidity should not be greater than 90%.

SAFETY FEATURES

- › Kindly refer to the MSDS for Asian Paints Royale Wall Basecoat which gives detailed information on safety measures while handling the paint, which is available on request.
- › Store the container with the lid tightly closed in an upright position, in a cool, dry place.
- › Keep out of reach of children and away from eatables.
- › May be harmful if swallowed. In case of ingestion seek immediate medical attention.
- › Wear eye protection during application. In case of contact with eyes, rinse immediately with plenty of water and seek medical advice.
- › In case of skin contact immediately wash skin with soap and plenty of water. Get medical attention if irritation develops or persists.
- › It is recommended to wear suitable nose pad during sanding and surface preparation to avoid dust inhalation.
- › Do not pour leftover paint down the drain or in water courses.
- › In the event of spills, contain spillage using sand or earth.
- › No added Lead, Mercury or Chromium compounds.



For enquiries, feedback and complaints, please call toll-free number **09612003355** or write to us at **weassure.apbl@asianpaints.com**

Asian Paints Bangladesh Ltd.

Head Office: The Pearl Trade Centre (PTC), Cha-90/3, Progoti Sarani, North Badda, Dhaka - 1212. Phone: 09612003355

Factory & Registered Office: Gazipur Factory - Plot# 317 & 757, Bahadurpur, Gazipur-1703 | Mirsarai Factory - Plot # 36, Zone 6, Mirsarai Economic Zone, Bangabandhu Sheikh Mujib Industrial City, Chittagong - 4324